

SAFETY LIFELINES TECHNICAL CATALOG





Sicurpal srl

Via dei Mestieri 12, 41030 Bastiglia (MO) ITALY

info@sicurpal.it | www.sicurpal.it

Tel: +39 059 81 81 79 | Fax: +39 059 90 92 94

Sicurpal Srl reserves the right to alter this document, without notice, and may not be held responsible for any possible inaccuracies contained, when attributable to printing or transcription errors.

Sicurpal © 2019 - Edition 5 - English

Contents

| | |
|------------|----------------------------------|
| 2 | HISTORY |
| 4 | MISSION |
| 6 | SERVICES |
| 10 | CATALOGUE PRESENTATION |
| 14 | TRAINING |
| 18 | REGULATIONS |
| 20 | OUR ADDED VALUES |
| 23 | PBS |
| 31 | PTV |
| 39 | LVB |
| 47 | SICURSLIM |
| 57 | BASIC LINE |
| 69 | SHED LINE |
| 77 | SICURLAM |
| 87 | SICURGRAF |
| 95 | SICURTERM |
| 105 | SICURAIR |
| 113 | ALURAIL |
| 125 | COMBO |
| 129 | FALL PROTECTION ANCHOR POINTS |
| 143 | MOUNTING AND TESTING ACCESSORIES |
| 165 | DPI |
| 171 | GLOSSARY |



1997

1999

2006

2007

Founding of Sicurpal

The business idea of Geom. Morandi, set off an immediate market reaction, paving the way for the creation of Sicurpal S.r.l., whose range of products aims to solve one of the primary causes of death at work: falls from on high.

Sicurpal creates the first testing facility to certify their own products

Conscious of the need to test every new product introduced to the market in accordance with UNI EN 795:2012 regulations, Sicurpal created its own test facility to check the resistance of devices and roof fixings and to design products that reduce structural loads to a minimum.

The company expands to cover the entire national territory

In 2004, after taking on carpenters, the company developed an internal production department: Sicurpal opened its new headquarters in Villavara di Bomporto in 2006.

With 850 m² and an expanding sales network, the company was able to reach customers all over Italy with a "turnkey" service going from the initial inspection to costings, from design to installation and, finally, to post sales assistance.

During these years the family company was completed by his wife Francesca and their son Gabriele who would be followed, in 2011, by their daughter Giulia.

Sicurpal obtains ISO 9001 certification

In 2007, by now established in the safety field, Sicurpal decided to contact TÜV SÜD Italia to certify the quality of its production processes through ISO 9001 certification, which still allows the company to stand out within the Italian market.

We know our products well,
because we make them.

2013

2014-16

2017

2019

A new face for Sicurpal and the launch of Sicurform

Sicurpal reconfirmed itself as being positive and confident: despite the crisis affecting, among others, the construction and security sectors, the company was trading with a renewed brand, new products and new ranges to be more closely aligned to customer requests.

2013 also saw the launch of the new training company Sicurform Srl, the result of the Sicurpal experience, which confirmed the commitment to pursue and spread safety culture.

Continuing to grow: a new Italian HQ and expansion abroad

Sicurpal opened their new company headquarters in Bastiglia: 1800 m² dedicated to safety with a renovated workshop, a large warehouse and an increasingly organized team. The company also opened a new testing laboratory able to reproduce a real safety lifeline of up to 80 m and to simulate the effects of an operator fall. In this plant, among the most advanced in Italy, all products are subjected to tests according to standards:

- UNI EN 795:2012
- CEN/TS 16415:2013
- UNI 11578:2015

In 2016, building on its growth, Sicurpal decided to open up to foreign markets by exporting Made in Italy quality, while retaining the family environment and customer care.

Sicurpal celebrates its 20th anniversary

In 2017 Sicurpal proudly celebrated its twentieth year of trading, a long period which has seen significant changes in the products and a constant commitment to promoting safety against falls from above.

Industry 4.0

Sicurpal, always attentive to market demands and committed to the evolution of its business activities, has started a 360° modernisation process, starting with their production systems all the way up to the internal organisation, in order to optimize performance effectively and efficiently. Particular focus has been given to the products, now equipped with electronic devices able to help professionals using applications with intelligent interfaces.



Mission

Since 1997, we have protected worker safety by creating high quality products that guard against falls from above. Strengthened by years of experience, we continually seek cutting-edge solutions for safety at height.

Our pursuit of excellence in production is accompanied by our commitment to internal training and by professionals working in the height safety field, a commitment that took shape in 2013 with the creation of SICURFORM, a training company that aims to address SAFETY problems.

Added value

Our added value can be identified in our teamwork and knowledge sharing: we are producers, designers, installers and verifiers with a know-how acquired in the field to offer ad hoc solutions that satisfy every customer request.

Associated choices

Our associative choices reflect the commitment we have to spreading the safety culture:


- > **We are UNI members** bringing our contribution to the main Italian regulatory body.
- > **We are members of AIPAA** (Italian Association for Anti-Fall and Accident Prevention) to spread the safety culture, matching ourselves against the excellence of the sector.
- > **We are P.I.L.E.** (Guttering and Drainage Building Contractors Manufacturers) to meet and receive information directly from those in the know.



UNI EN ISO 9001:2015
CERTIFICATION
Number 50 100 10366 – Rev. 004

AIPAA  **PRODUTTORI INSTALLATORI
LATTONERIA EDILE**
PLE

We know our products well, because we make them.



Sicurpal means working at height safely

Experience and attention to quality are the prerequisites for making our products unique, considering the life of the worker who relies on them is also unique.



Site visits and free quotes

Specialised technicians are available to analyse and evaluate the needs of our clients, enabling ad hoc solutions.



Planning and technical assistance

Specialized engineers are able to produce documents required by law or to provide technical support for their preparation. This documentation includes the technical reports of the cover and structural verification of the anchors and of the support structure.



Supply of materials

Our materials are certified in accordance with UNI EN 795:2012, UNI CEN/TS 16415:2013 and UNI 11578:2015.



Installation and installation inspections

A staff of qualified and trained operators ensures the correct installation and testing of the systems, with certification of correct assembly.



Recovery of installed systems with missing documentation

Our professionals are able to supply the necessary documents even for existing systems overseen within the project, subject to an assessment of the plant's conditions and compliance requirements.



Routine Maintenance

Carried out by our own qualified staff equipped with electronic equipment capable of documenting each test with graphics to guarantee the quality of the service.

Site visits and free quotes

In order to provide the best possible service to our customers, Sicurpal offers free site visits throughout Italy, thanks to its network of dealers and agents.

We can rely on our in-house designers and technicians who will be at your side to recommend solutions for securing any area where there is a risk of falling. Our technicians are able to customize a quote to meet a client's specific needs.

The main sectors in which we operate are civil, civil and cultural, industrial, green energy and confined spaces.



Supply of materials

Our workshop receives raw materials as laser-cut or rough rods, after which it is processed to make the finished product.

Our suppliers are carefully selected based on strict quality control in order for us to provide the best products on the market.

Our workshop can boast:

- > Automatic warehouse system
- > Systematic spatial division of the processing phases
- > Machinery and operators capable of processing materials in stainless and galvanized steel
- > Compliance with certifications and current standards for raw materials and products
- > Management of the entire supply chain to ensure product traceability





Recovery of installed systems with missing documentation

Our company is able to carry out upgrades of existing systems of all brands, guaranteeing maximum assistance and collaboration in order to carry out all the checks required by current regulations.

In particular, on each anchoring system Sicurpal is required to carry out, in accordance with the provisions of the standards UNI EN 795:2012 and UNI 11560:2015, a visual inspection every 2 years and a periodic inspection of the support structure every 4 years.

In order to be able to overhaul existing systems, Sicurpal requires the documents relative to the installation itself and the certificates of conformity of the product. It is important to note that without the manufacturer's certification of conformity it is not possible to use and overhaul an installed system, which must therefore be replaced.

Planning and technical assistance

Sicurpal has a staff of engineers able to carry out the most complex projects, even where devices and systems are located in multiple installation sites.

Our technicians are able to produce all the documentation required by the regulations relating to the anchoring systems, or to provide technical support for their preparation.

Installation and installation inspections

Legislative Decree 81/08 and its amendments imposes the requirement for training and experience on those who carry out the installation of fall protection systems, since these are devices linked to the use of the PPE (Personal Protective Equipment) Cat III. (risk of life).

Similarly, Legislative Decree 81/08 requires the intervention of competent and trained personnel. It therefore becomes mandatory for a safety lifeline installer to undergo training courses on the installation of anchoring systems that provide for the issue of a regular certificate demonstrating their skills (see D.Lgs. 81/08, art. 26).

The installation of a fall arrest system must be carried out according to the prescriptions of the project and the technical manual to guarantee the seal according to the UNI EN 795:2012 and UNI 11560:2015 standards. At the end of the assembly process it is mandatory to carry out an inspection on the assembly and to verify the installation of the anchors.

The installer, by completing the declaration of correct assembly, assumes full responsibility for the execution of the work in a competent manner.


For the assembly and inspection, Sicurpal uses highly qualified in-house installers supplied with appropriate equipment to reproduce the loads on the fasteners required by the technical standards (UNI EN 795:2012) and to detect, read and record the tests. The Sicurpal equipment allows one to draw up and issue official and complete documentation on the results and on the execution of the various inspection tests.

Routine maintenance

Legislative Decree 81/08 and its amendments provides, among general protection measures, the obligation to verify the "regular maintenance of the environments, equipment, systems, with particular regard to safety devices in accordance with the manufacturers' instructions" (Article 15, paragraph 1, letter z) and technical standards (UNI EN 11560:2014).

The responsibility for planning periodic inspections, recognized by Legislative Decree 81/08, lies with the client or owner of the property.

In the event of a fall arrest by the system, an extraordinary inspection is also required before further use is permitted.



SAFETY LIFELINES AND ANCHORING SYSTEMS



A complete and innovative catalogue of products, with 23 years of know-how.

A wide range of anchoring devices designed to guarantee the safety of all people who carry out work and maintenance at height using PPE Cat. III.

We offer a wide range of accessories for fixing and waterproofing.

There is also equipment for installation, maintenance and testing, specifically designed by Sicurpal to carry out and streamline the work of the workers.


From this perspective, from 2019, Sicurpal offers cloud services for the drafting, management and archiving of all forms, contributing to the reduction of costs for workers in the sector.




Further information is available about our products on our web site www.sicurpal.it

Certifications

- › UNI EN 795:2012 – Anchoring devices
- › CEN/TS 16415:2013 – Use of the anchoring system by several people at the same time
- › UNI 11578:2015 – Anchoring devices intended for permanent installation – Requirements and test methods



PARAPETS, WALKWAYS AND LADDERS



A complete catalogue for collective protection.

A complete range of aluminium products designed to meet multiple design and installation requirements, thanks to their scalability.

The range offered consists not only of products for the protection of machinery, but also of solutions designed for construction, with products specifically sized to comply with current regulations.

To complete the catalogue, we offer a wide range of support ladders, cage ladders and vertical lifelines.

Certifications


- › EN 14122-1:2016 – Part 1: Choice of a fixed access medium between two levels
- › EN 14122-2:2016 – Work platform and passageways
- › EN 14122-3:2016 – Ladders, platform ladders and parapets
- › EN 14122-4:2016 – Fixed ladders
- › NTC 2018 – Technical regulations for construction
- › EN 353.1:2018 – Rigid vertical lifelines
- › EN 131.1:2018 – Ladder dimensional checks
- › EN 131.2:2018 – Ladder load tests



Further information is available about our products on our web site www.sicurpal.it



CONFINED SPACES



A catalogue dedicated to working in confined spaces.

Operations carried out in confined spaces often present difficulties when entering and leaving, requiring the indispensable use of special machinery and PPE to carry out activities (inspection, maintenance, cleaning, etc.).

Such equipment also makes it possible to get to an operator in the event of an accident, guaranteeing rapid intervention.

For access to confined spaces we also offer a range of breathing apparatus, PPE specific gas and harmful substance detectors.

Regulations

> D.P.R. 177 of 14.09.2011



Further information is available about our products on our web site www.sicurpal.it





Business Machine Units.

Buildings with glass facades are becoming more and more widespread and the problem of their maintenance at reasonable prices is increasingly relevant.

Today Sicurpal offers a range of suspended platforms (swing stage) to guarantee safe and rapid work at any height; the training of personnel on the use of equipment and a design of the preventive system linked to the structure of the building is an obligatory condition.

- Flexible and functional access to all vertical facades;
- Optimal solution for buildings from 15 m to over 200 m;
- Does not affect the aesthetics of the facades;
- Simple track systems hanging outside the facades;
- Systems completely hidden inside the roof;
- Double controls from the turret and the suspended platform;
- Comfortable horizontal movements without leaving the suspended platform;
- Ergonomic and spacious platform for two or more people.

 Further information is available about our products on our web site www.sicurpal.it

Certifications

- > EN 1808:2015 – Safety requirements for platforms suspended at variable levels – Structural design, stability criteria, construction – Inspections and tests





From Sicurpal's experience, specialising in ATECO 3.

In compliance with the provisions of Legislative Decree 81/08 and its amendments and the State-Regions Agreement of 12/21/2011 a fundamental part of safety in the workplace is correct information, training both for those who have to plan and supervise the various activities, and for the workers who must physically perform them.

SICURFORM is our new company entirely dedicated to training, launched in 2013 from the SICURPAL experience with the aim of informing and training sector operators. The best way to understand the dangers and the problems that characterise the world of security, can be found in experiencing these situations first-hand.

We have therefore created a safe training environment to allow participants to act out an experience, combining that learned during the lessons with practical exercises carried out on a test structure for work at height and for confined spaces.


Training offers

The courses offered by Sicurform are structured by intended use and are therefore intended for those who:

- > Analyse and design solutions and protection systems for eliminating risks
- > Install protection systems
- > Use PPE for working at height and for confined spaces




Every day we stand beside the workers working at height to protect their most precious asset: life.





SAFETY LIFELINE PRODUCTS





The regulations for occupational safety are determined by Legislative Decree No. 81 of 9 April 2008, also known as the Consolidated Law, because it brought together, standardising, all the previous safety regulations.

The Consolidated Law indicates:

- › The figures involved in the assessment, control and application of the procedures suitable for protecting workplace safety;
- › The obligation to train and inform workers;
- › Evaluation of the risks inherent in working at height – for years the principle cause of death at work – and the adoption of adequate protection systems.

The Consolidated Law requires analysis, among other items, of the risk of falling from above, according to Annex XVI, and to propose a solution to eliminate, or at least reduce to the minimum possible, the expected risk (articles 15, 17, 22, 90, 91, 110, 115, etc. Legislative Decree 81/08); it is also required to provide detailed information on the risks present and the protection measures adopted (article 26 of Legislative Decree 81/08) to the person performing the work. From the Consolidated Law comes the request to comply with the technical standard (art. 115 Legislative Decree 81/08), a rule that requires anchors to conform to UNI 11560:2014, and to verify whether the structure to which they are fixed and the method of fixing to said structure, is sufficiently resistant to stop the fall of a person.

The main reference standards for fall arrest systems are:

- › Legislative Decree No. 81 of April 9, 2008 and subsequent amendments
- › Reference technical standards (art. 115 Legislative Decree 81/08)

UNI EN 341:2011 – Descent devices

UNI EN 353-1:2018 – Vertical lines with rigid cable

UNI EN 353-2:2003 – Vertical lines with flexible cable

UNI EN 354:2010 – Lanyards

UNI EN 355:2003 – Absorbers

UNI EN 358:2019 – Positioning belts

UNI EN 360:2003 – Hose reels

UNI EN 361:2003 – Harnesses

UNI EN 362:2005 – Connectors (carabiners)

UNI EN 363:2019 – Stop systems

UNI EN 365:2005 – Marking / labeling

UNI EN 516:2006 – Worktops, steps on steep roofs

UNI EN 517:2006 – Anchors for steep roofs

UNI EN 795:2012 – Anchoring devices

CEN / TS 16415:2013 – Use of the anchoring system by several people at the same time

UNI 11578:2015 – Anchoring devices intended for permanent installation – Requirements and test methods

UNI 11560:2014 – Permanent anchoring systems on the roof

UNI 11158:2015 – Personal protection systems for falls



This verification calculation must be performed by a qualified engineer. Again for compliance with technical standards, installers are asked to carry out, after assembly of type C and D anchors (flexible and rigid anchor lines) a fixing strength test; this test consists of subjecting the end and intermediate anchors of the flexible lines (type C) and of the rigid line (type D) to a traction force of 5 kN (500 kg) for each anchor. In line with these regulations, several regions have issued laws that regulate the safety of roofs during construction or maintenance, inserting into the R.U.E. the clause granting the start of activity or habitability, with respect to these requirements.

In Article 15, paragraph Z, Legislative Decree 81/08 and amendments it is required to carry out a periodic inspection of the equipment, with particular care to those concerning safety, in accordance with the manufacturer's instructions.

Technical Standard UNI 11560:2014 aims to provide guidelines for the periodic inspection of protection systems against falls; in particular, it defines the inspection of systems every two years, if used frequently, otherwise, if not used for long periods, before use. Not to be confused with the guarantee given by the manufacturer on their product.

In periodic inspections, SICURPAL has identified the repetition of the strength test of the fixing as a suitable integrity check. The test is not destructive or harmful to the anchors, but sufficient to reveal if there are defects or decay in the quality of the fixing.

To facilitate the operations of the fixing resistance test Sicurpal has designed specific equipment for the execution and the recording of the tests, with a print out of the forces diagram and the time of application.

Lifelines are not all the same:
attention to small details creates a simple and quality product.

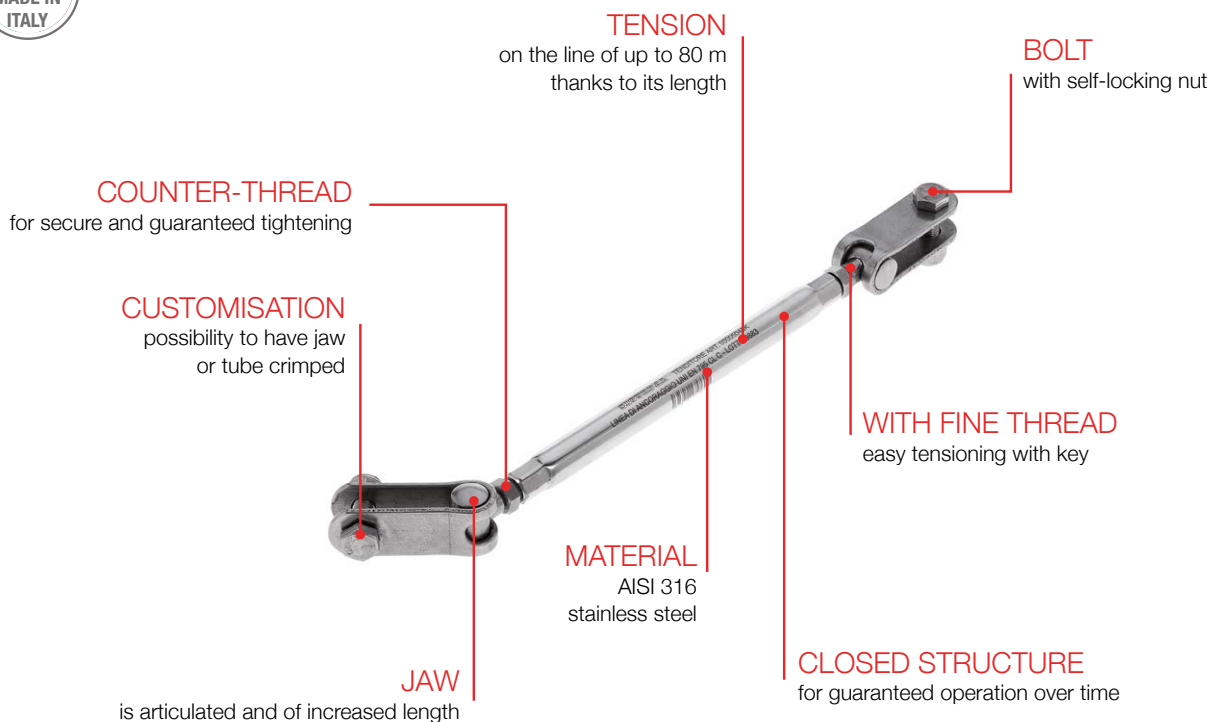
ENERGY ABSORBER

Code 000033



TURNBUCKLE

Code 000032 Double jaw



CABLE TRAVELLER

Code 001512



REINFORCED
for a resistance
up to 1600 kg.

MATERIAL
316 stainless steel structure

**SLIDING
SYSTEM**
conical shape for
optimal entry and exit
of the cable support

**AUTOMATIC
SNAP CLOSURE**
manual closing

SAFETY PIN
with automatic snap
closing

Art. 001512
Navetta Anticaduta
EN 795:12 - C
J00461

MARKING
UNI EN 795:2012

**PAIRING
SYSTEM**
dovetail,
for precise sliding
and exceptional protection
from external dirt

CABLE TRAVELLER
equipped with 3 safety
catches

SAFETY HOLE
for fixing and safety

REAR DETAILS
scroll on dovetail

GUIDES
for good sliding
even when close
to cable supports

GRIP
for opening the cable
traveller with 2 fingers








UNI EN 795:2012
CEN/TS 16415:2013
UNI 11578:2015





PBS Line, stainless steel devices

PBS poles are the solution for securing roofs with low structural resistance.



GENERAL CHARACTERISTICS

- › Anchoring device is compliant and certified according to UNI EN 795:2012, CEN/TS 16415:2013 and UNI 11578:2015 Type A and Type C standards;
- › Structure entirely in AISI 304 pickled stainless steel for protection against corrosion;
- › Height of pole H 43 cm;
- › Construction shape created to guarantee a low visual impact;
- › Devices with anchor plate for both flat support bases (PBS) and ridge support bases (PBSC);
- › Structure with controlled deformation that allows a maximum reduction of the loads exerted on the end poles of the lifeline (up to 6 kN);
- › Thanks to the use of the anti-fall cable traveller, which allows you to bypass the lifeline, the operator can work without breaking away, interrupting or slowing down his movement;
- › The fastening kit for fixing, varies according to the type of supporting structure;
- › Electronic identification system with dual technology: QR Code and NFC.



Further information is available about our products on our web site www.sicurpal.it

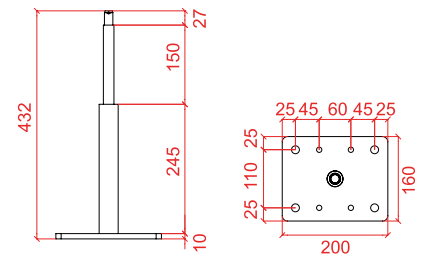




Stainless steel PBS pole base 200x160 mm

- > Fixing plate 200x160 mm thickness 10 mm with 8 holes of which 4 Ø15 mm and 4 Ø10 mm;
- > Tubular Ø 36 mm thickness 8 mm, H 255 mm;
- > Full round Ø 20 mm, H 150 mm;
- > Material AISI 304 pickled stainless steel;
- > For flat support bases.

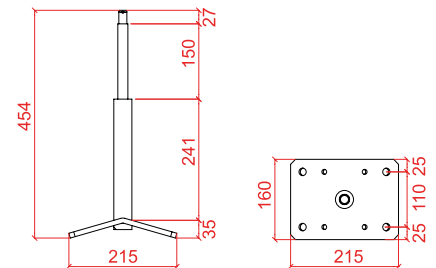
Code 000004



Stainless steel PBSC pole base 215x160 mm

- > Fixing plate 215x160 mm thickness 10 mm with 8 holes of which 4 Ø15 mm and 4 Ø10 mm;
- > Tubular Ø 36 mm thickness 8 mm, H 237 mm;
- > Full round Ø 20 mm, H 150 mm;
- > Material AISI 304 pickled stainless steel;
- > For support bases with double incline.

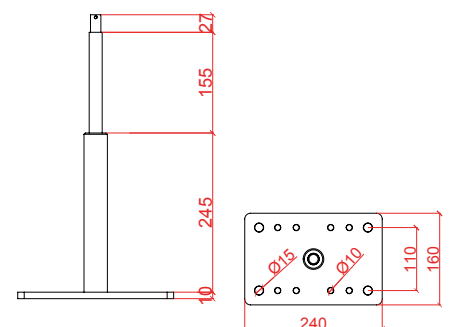
Code 000137



Stainless steel PBSX pole base 240x432 mm

- > Fixing plate 240 mm thickness 10 mm with 12 holes of which 8 Ø15 mm and 4 Ø10 mm;
- > Plate optimized for covering wooden beams of dimensions 18x18 cm
- > Tubular Ø 36 mm thickness 8 mm, H 245 mm
- > Full round Ø 20 mm, H 155 mm;
- > Material AISI 304 pickled stainless steel;

Code 003921





Line



Eyebolt

Eyebolt and split pin in AISI 304 stainless steel

Code 000058



Cable Ø8

Cable Ø8-49 wires in stainless steel AISI 316 personalised

Code 000055



Support for turnbuckle

Support for turnbuckle / tube in AISI 304 stainless steel

Code 000194

Energy Absorbers



Energy Absorber

Energy absorber for safety line in AISI 304 stainless steel


Code 000033



Quick release carabiner

Small quick release carabiner in AISI 316 stainless steel

Code 001758



Quick release carabiner

Large quick release carabiner in AISI 316 stainless steel

Code 001518



Sicurdamp

High performance damper

Code 003918

Turnbuckles



Turnbuckles

Turnbuckles for rope tensioning in AISI 316 stainless steel


Code 000032 Double jaw terminal
Code 000294 Jointed jaw terminal



Turnbuckle

Turnbuckle with crimping sleeve in AISI 316 stainless steel + bolts

Code 002477



Turnbuckle single/double

Turnbuckles for rope tensioning in AISI 304 stainless steel

Code 002494 Fixed / Crimp.
Cod. 002493 Double fixed jaw terminal



Seal

Seal for turnbuckle block

Code 000290


Terminals



Jaw terminal

Terminal with jointed jaw, with crimping sleeve in stainless steel AISI 316

Code 000293



Jaw terminal

Terminal with fixed jaw, with crimping sleeve in stainless steel AISI 304

Code 000292



Cable clamping kit Ø8

Cable clamping kit Ø8 in AISI 304 stainless steel

Code 001513

Limit switch



PPE limit switch

Limit switch with change indicator PPE compliant in AISI 304 stainless steel

Code 003924



Stop limit switch

Limit switch with stop indicator PPE compliant in AISI 304 stainless steel

Code 003935



Limit switch 355

Limit switch with indicator for use with AISI 304 stainless steel rope 355 L = 1.5 m

Code 003926

Plant ID



Lifeline ID

Lifeline identification code

Code 000291 ID



Lifeline sign

Lifeline warning sign

Code 000296 CRT



Docubox

Document holder with fixing kit

Code 003334



System booklet

For recording lifeline activity

Code 002562

Cable support accessories



Stainless steel cable support

Stainless steel 304 intermediate cable support with bolts

Code 000501 BPX



Cable support

For turnbuckle support in stainless steel 304

Code 000307 – 180°
Code 000308 – 90°
Code 000309 – 135°



Bracket

PBS anchor bracket in AISI 304 stainless steel

Code 000298



Support for turnbuckle

Support for turnbuckle/tube in AISI 304 stainless steel

Code 000194

Cable traveller line accessories



Vrt cable support

Vertical cable support fix for AISI 304 stainless steel cable traveller with bolts

Code 000192



Vrt cable support adj

Vertical adjustable cable support 0-45° for AISI 304 stainless steel traveller

Code 001344 VRTREG



Cable support Vrt 90°

Vertical cable support fix 90° for AISI 304 stainless steel cable traveller

Code 001327 VRT90



Cable traveller for lifeline

Openable anti-fall cable traveller in AISI 316 stainless steel with carabiner


Code 001512 NAV



Fixed cable traveller

Fixed cable traveller for lifeline with AISI 316 stainless steel carabiner

Code 003927



DRN

Fixed cable traveller removal device

Code 003934 DRN

CERTIFICATIONS AND SPECIFICATIONS

Anchoring system certified according to UNI EN 795:2012, CEN/TS 16415:2013, and UNI 11578:2015.



 All technical documents, certifications and specifications are available by scanning the QR Code on the side or on the page of our website www.sicurpal.it.

PBS LAYOUT FOR MULTIPLE SPANS WITH BYPASSABLE LINE WITH CARABINER OR DOUBLE ROPE



PBS LAYOUT FOR MULTIPLE SPANS WITH BYPASSABLE LINE WITH CABLE TRAVELLER



PBS LAYOUT FOR MULTIPLE SPANS WITH BYPASSABLE LINE WITH CARABINER







UNI EN 795:2012
CEN/TS 16415:2013





Stainless steel devices

Sicurpal PTV, a lifeline system for use in only 8 cm of vegetation soil and without piercing the roof.



GENERAL CHARACTERISTICS

- › Anchoring device according to UNI EN 795:2012 and UNI CEN / TS 16415:2013 type A and type C, for application on green roofs;
- › Structure entirely in AISI 304 pickled stainless steel for protection against corrosion;
- › Pole height: 40 cm;
- › The particular construction characteristics make it usable on any type of roof with a maximum slope of 5° without the use of structural fixings to the roof;
- › The device is supplied complete with all the fastening bolts to the load-bearing structure;
- › An optimal device to create safety on flat roofs without drilling into waterproofing layers; PVC or bitumen covering;
- › An ideal device for the safe maintenance of green roofs;
- › Electronic identification system with dual technology: QR Code and NFC.



Further information is available about our products on our web site www.sicurpal.it


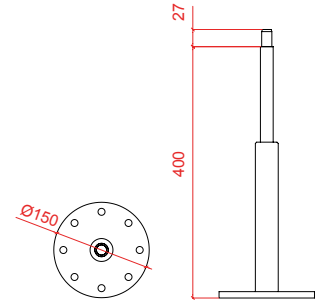




PTV pole

- > Pole in AISI 304 stainless steel
- > Height of the pole 40 cm

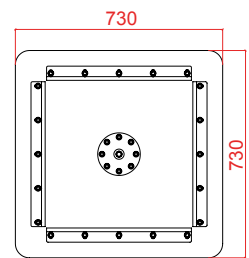
Code 001774



PTV pole fixing kit Type A

- > Supporting structure for PTV pole suitable for fixing an A and C type anchor
- > Allows fixing of the geogrid and non-woven fabric
- > Suitable for type C intermediate anchors

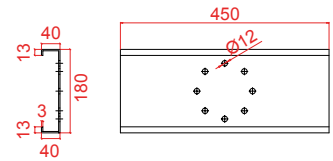
Code 002115



PTV pole fixing kit Type C

- > Suitable for fixing a Type C anchor
- > Additional reinforcement structure to be installed in the direction of force application for the poles at extremities and on corners

Code 001815



Black geogrid

Black propylene geogrid for stabilisation and reinforcement of soil with a height of 4 mm and a thickness of 7 mm at the knots.

Code 001989



White geotextile

White geotextile 2mm high and 1.3 mm thick in needle-punched and thermostabilised propylene.

Code 001988



Line



Eyebolt

Eyebolt and split pin in AISI 304 stainless steel

Code 000058



Cable Ø8

Cable Ø8-49 wires in stainless steel AISI 316 personalised

Code 000055



Turnbuckles



Turnbuckles

Turnbuckles for rope tensioning in AISI 316 stainless steel


Code 000032 Double jaw terminal
Code 000294 Jointed jaw terminal



Turnbuckle

Turnbuckle with crimping sleeve in AISI 316 stainless steel + bolts

Code 002477



Turnbuckle single/double

Turnbuckles for rope tensioning in AISI 304 stainless steel

Code 002494 Fixed / Crimp.
Cod. 002493 Double fixed jaw terminal




Seal

Seal for turnbuckle block

Code 000290

Terminals



Jaw terminal

Terminal with jointed jaw, with crimping sleeve in stainless steel AISI 316


Code 000293



Jaw terminal

Terminal with fixed jaw, with crimping sleeve in stainless steel AISI 304

Code 000292



Cable clamping kit Ø8

Cable clamping kit Ø8 in AISI 304 stainless steel

Code 001513

Limit switch



PPE limit switch

Limit switch with change indicator PPE compliant in AISI 304 stainless steel

Code 003924



Stop limit switch

Limit switch with stop indicator PPE compliant in AISI 304 stainless steel

Code 003935



Limit switch 355

Limit switch with indicator for use with AISI 304 stainless steel rope 355 L = 1.5 m

Code 003926

Plant ID



Lifeline ID

Lifeline identification code

Code 000291 ID



Lifeline sign

Lifeline warning sign

Code 000296 CRT



Docubox

Document holder with fixing kit

Code 003334



System booklet

For recording lifeline activity

Code 002562

Cable support accessories



Stainless steel cable support

Stainless steel 304 intermediate cable support with bolts

Code 000501 BPX



Bracket

PBS anchor bracket in AISI 304 stainless steel

Code 000298

Cable traveller line accessories



Vertical cable support

Straight fixed cable support for traveller

Code 000192



Cable support Vrt Adj

Vertical adjustable cable support 0-45° for AISI 304 stainless steel traveller

Code 001344 VRTREG



Cable traveller for lifeline

Openable anti-fall cable traveller in AISI 316 stainless steel with carabiner


Code 001512 NAV



Fixed cable traveller

Fixed cable traveller for lifeline with AISI 316 stainless steel carabiner

Code 003927



DRN

Fixed cable traveller removal device

Code 003934 DRN

CERTIFICATIONS AND SPECIFICATIONS

Anchoring system certified according to UNI EN 795:2012 and CEN/TS 16415:2013.



All technical documents, certifications and specifications are available by scanning the QR Code on the side or on the page of our website www.sicurpal.it.



PTV LAYOUT FOR MULTIPLE SPANS WITH BYPASSABLE LINE WITH CARABINER OR DOUBLE ROPE



PTV LAYOUT FOR MULTIPLE SPANS WITH BYPASSABLE LINE WITH CARABINER








UNI EN 795:2012
CEN/TS 16415:2013
UNI 11578:2015





Stainless steel devices

LVB plates are ideal anchors for a lifeline with low visual impact.



GENERAL CHARACTERISTICS

- › The ideal anchoring system for a reduced visual impact on the roofs of historic buildings;
- › This product is compliant and certified according to UNI EN 795:2012, CEN/TS 16415:2013 and UNI 11578:2015 Type A and Type C standards;
- › Structure entirely in AISI 304 stainless steel for protection against corrosion;
- › Fixing with 4 threaded rods with a diameter less than or equal to 12 mm, nut and locknut;
- › Fixing on AC beams, wood and steel;
- › Suitable for ridges with ventilation;
- › May be mounted on both sides of the ridge;
- › The elasticity and deformability of the system permits low loads on the lifeline;
- › Ideal for historical centres and buildings with architectural constraints, because it is barely visible thanks to its positioning at the level of the ridge;
- › Quick and easy assembly without the complete opening of the roof;
- › Ideal as a continuous anchor;
- › The strengths of the product are the price and reduced installation times of the system;
- › Electronic identification system with dual technology: QR Code and NFC.



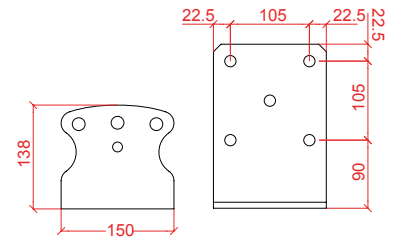
Further information is available about our products on our web site www.sicurpal.it



LVB Plates

- > 4 holes for fixing with 4 threaded rods 10/12 mm \varnothing with nut and locknut;
- > 3 holes to be used as anchoring or fixing lifeline accessories;
- > It is advisable to fix in a cantilevered fashion up to a maximum of 20 cm from the top level of the fixing (see manual);
- > Material AISI 304 pickled stainless steel;

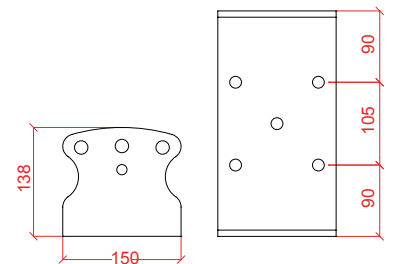
Code 000015



LVB plate for double pitch

- > 4 holes for fixing with 4 threaded rods 10/12 mm \varnothing with nut and locknut;
- > Double coupling plate to be able to install lifelines on both sides and improve the use of PPE;
- > 6 holes to be used as anchoring or fixing lifeline accessories;
- > It is advisable to fix in a cantilevered fashion up to a maximum of 20 cm from the top level of the fixing (see manual);
- > Material AISI 304 pickled stainless steel;

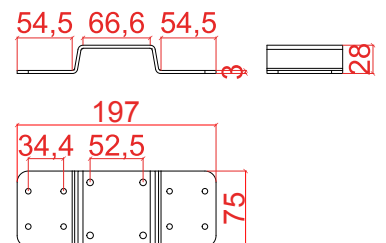
Code 001516



Distribution plate for fixing on beams of minimum width 16 cm

- > Made of hot-galvanized steel, usable both for cantilever fixings and for direct fixings
- > Certified both UNI EN 795:2012 and CEN / TS 16415:2013, and NTC 2018

Code 003980






Line



Mini support for turnbuckle

Mini turnbuckle support canula or sheath

Code 000765



Cable Ø8

Cable Ø8-49 wires in stainless steel AISI 316 personalised

Code 000055



Support for turnbuckle

Support for turnbuckle/tube in AISI 304 stainless steel

Code 000194

Energy Absorbers



Energy Absorber

Energy absorber for safety line in AISI 304 stainless steel

Code 000033



Quick release carabiner

Small quick release carabiner in AISI 316 stainless steel

Code 001758



Quick release carabiner

Large quick release carabiner in AISI 316 stainless steel

Code 001518



Sicurdamp

High performance damper

Code 003918

Turnbuckles



Turnbuckles

Turnbuckles for rope tensioning in AISI 316 stainless steel


Code 000032 Double jaw terminal
Code 000294 Jointed jaw terminal



Turnbuckle

Turnbuckle with crimping sleeve in AISI 316 stainless steel + bolts

Code 002477



Turnbuckle single/double

Turnbuckles for rope tensioning in AISI 304 stainless steel

Code 002494 Fixed / Crimp.
Cod. 002493 Double fixed jaw terminal



Seal

Seal for turnbuckle block

Code 000290


Terminals



Jaw terminal

Terminal with jointed jaw, with crimping sleeve in stainless steel AISI 316

Code 000293



Jaw terminal

Terminal with fixed jaw, with crimping sleeve in stainless steel AISI 304

Code 000292



Cable clamping kit Ø8

Cable clamping kit Ø8 in AISI 304 stainless steel

Code 001513

Limit switch



PPE limit switch

Limit switch with change indicator PPE compliant in AISI 304 stainless steel

Code 003924



Stop limit switch

Limit switch with stop indicator PPE compliant in AISI 304 stainless steel

Code 003935



Limit switch 355

Limit switch with indicator for use with AISI 304 stainless steel rope 355 L = 1.5 m

Code 003926

Plant ID



Lifeline ID

Lifeline identification code

Code 000291 ID



Lifeline sign

Lifeline warning sign

Code 000296 CRT



Docubox

Document holder with fixing kit

Code 003334



System booklet

For recording lifeline activity

Code 002562

Cable support accessories



Aluminium cable support

Bypassable cable support in aluminium with bolts

Code 001094 BPA



Cable support

For turnbuckle support in stainless steel 304

Code 000307 – 180°
Code 000308 – 90°
Code 000309 – 135°



Support for turnbuckle

Support for turnbuckle/tube in AISI 304 stainless steel

Code 000194

Cable traveller line accessories



Vertical cable support

Straight fixed cable support for traveller

Code 001346



Cable support Vrt Adj

Vertical adjustable cable support 0-45° for AISI 304 stainless steel traveller

Code 001347



Cable traveller L.L.

Openable anti-fall cable traveller in AISI 316 stainless steel with carabiner

Code 001512 NAV



Fixed cable traveller

Fixed cable traveller for lifeline with AISI 316 stainless steel carabiner

Code 003927




CERTIFICATIONS AND SPECIFICATIONS

Anchoring system certified according to UNI EN 795:2012, CEN/TS 16415:2013, and UNI 11578:2015.




 All technical documents, certifications and specifications are available by scanning the QR Code on the side or on the page of our website www.sicurpal.it.

LVB LAYOUT FOR MULTIPLE SPANS WITH BYPASSABLE LINE WITH DOUBLE CARABINER



LVB LAYOUT FOR MULTIPLE SPANS WITH BYPASSABLE LINE WITH CABLE TRAVELLER



SHED LINE LAYOUT FOR SINGLE SPAN





SICURSLIM



UNI 795:2012

CEN/TS 16415:2013

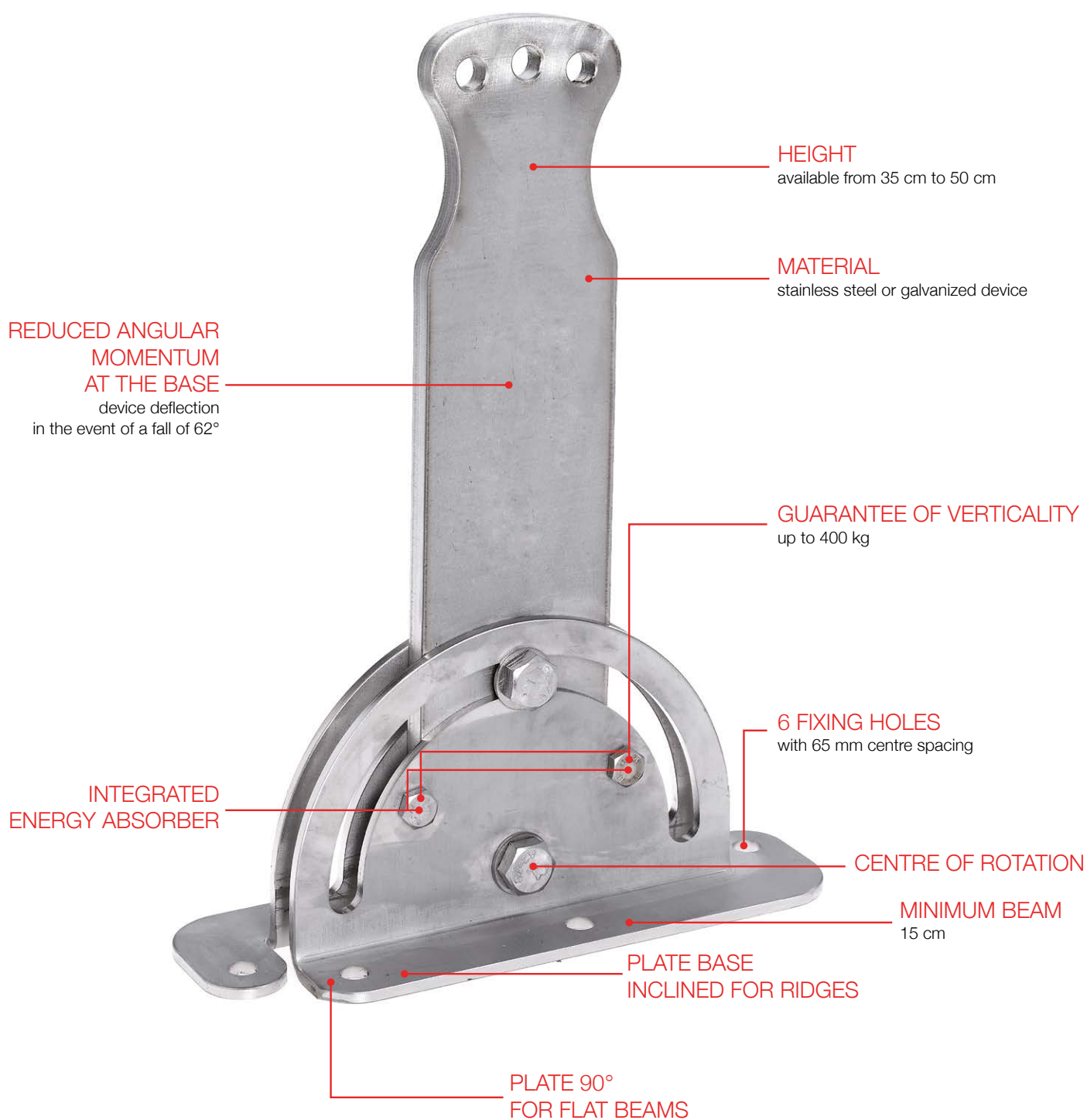
UNI 11578:2015



Lifelines are not all the same:
attention to small details creates a simple and quality product.


SICURSLIM POLE

Code 001517



Every day we stand beside the workers working at height to protect their most precious asset: life.





Devices are galvanized and in stainless steel

Lifelines with mobile supports to minimise load on the anchors.



Product still to be waterproofed.

GENERAL CHARACTERISTICS

- › Central plate fixing with two 16 mm bolts to cushion the fall;
- › 8 mm bolts to maintain and guarantee the verticality of the central plate;
- › Products in stainless steel and hot galvanized steel for a complete range with value for money.
- › Thanks to low loads it may be fixed in place with 10 mm threaded rods on beams of reinforced concrete on a base of 17 cm and with 12 mm bars on a 19 cm base;
- › May be fixed with structural wood screws on a 15 cm beam base;
- › In intermediates possibility to use the cable support code 001094 or the stainless steel cable support for traveller codes 001346 and 001347;
- › Easy and fast assembly on both reinforced concrete and wood;
- › Product certified in accordance with UNI EN 795:2012, CEN/TS 16415:2013 and UNI 11578:2015;
- › Electronic identification system with dual technology: QR Code and NFC.



Further information is available about our products on our web site www.sicurpal.it

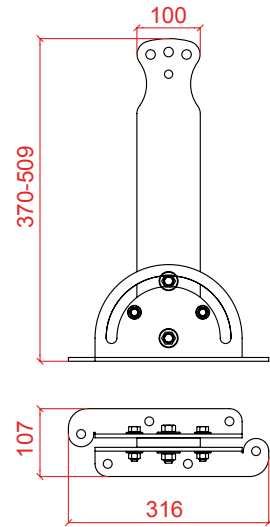




Sicurslim h 350

- > Height of the safety lifeline 35 cm from the support level
- > Central plate fixing with two 16 mm bolts to cushion the fall.
- > 8 mm bolts to maintain and guarantee the verticality of the central plate;
- > Flat base plate for 15 cm min. beams
- > Products in stainless steel and hot galvanized steel for a complete range with value for money

Code 001566 PX35 INOX / Code 001568 PZ35 Galvanized



Sicurslim height 500

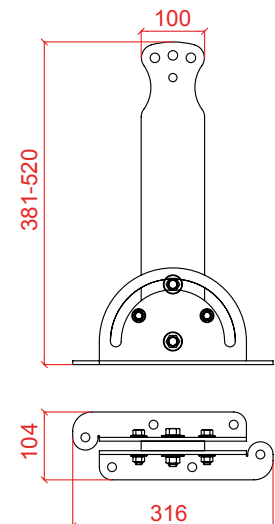
- > Height of the safety lifeline 50 cm from the support level
- > Central plate fixing with two 16 mm bolts to cushion the fall.
- > 8 mm bolts to maintain and guarantee the verticality of the central plate;
- > Flat base plate for 15 cm min. beams
- > Products in stainless steel and hot galvanized steel for a complete range with value for money.

Code 001529 PX50 INOX / Code 001568 PZ50 Galvanized

SICURSLIM for ridge height 350

- > Height of the safety lifeline 35 cm from the support level
- > Central plate fixing with two 16 mm bolts to cushion the fall.
- > 8 mm bolts to maintain and guarantee the verticality of the central plate;
- > V-shaped base plate for 15 cm min. ridge beams
- > Products in stainless steel and hot galvanized steel for a complete range with value for money.

Code 001570 CX35 INOX / Code 001572 CZ35 Galvanized



SICURSLIM for ridge height 500

- > Height of the safety lifeline 50 cm from the support level
- > Central plate fixing with two 16 mm bolts to cushion the fall.
- > 8 mm bolts to maintain and guarantee the verticality of the central plate;
- > V-shaped base plate for 15 cm min. ridge beams
- > Products in stainless steel and hot galvanized steel for a complete range with value for money.

Code 001569 PX50 INOX / Code 001571 PZ50 Galvanized





Line



Cable Ø 8

Cable Ø 8-49 wires
in stainless steel AISI
316 personalised

Code 000055


Energy Absorbers



Energy Absorber

Energy absorber for
safety line in AISI 304
stainless steel

Code 000033



Quick release carabiner

Large quick release
carabiner in AISI 316
stainless steel

Code 001518



Sicurdamp

High performance
damper

Code 003918

Turnbuckles



Turnbuckles

Turnbuckles for rope tensioning in AISI 316 stainless steel


Code 000032 Double jaw terminal
Code 000294 Jointed jaw terminal



Turnbuckle

Turnbuckle with crimping sleeve in AISI 316 stainless steel + bolts

Code 002477



Turnbuckle single/double

Turnbuckles for rope tensioning in AISI 304 stainless steel

Code 002494 Fixed / Crimp.
Code 002493 Double fixed jaw terminal



Seal

Seal for turnbuckle block

Code 000290


Terminals



Jaw terminal

Terminal with jointed jaw, with crimping sleeve in stainless steel AISI 316

Code 000293



Jaw terminal

Terminal with fixed jaw, with crimping sleeve in stainless steel AISI 304

Code 000292



Cable clamping kit Ø 8

Cable clamping kit Ø 8 in AISI 304 stainless steel

Code 001513

Limit switch



PPE limit switch

Limit switch with change indicator PPE compliant in AISI 304 stainless steel

Code 003924



Stop limit switch

Limit switch with stop indicator PPE compliant in AISI 304 stainless steel

Code 003935



Limit switch 355

Limit switch with indicator for use with AISI 304 stainless steel rope 355 L = 1.5 m

Code 003926

Plant ID



Lifeline ID

Lifeline identification code

Code 000291 ID



Lifeline sign

Lifeline warning sign

Code 000296 CRT



Docubox

Document holder with fixing kit

Code 003334



System booklet

For recording lifeline activity

Code 002562

Cable support accessories



Aluminium cable support

Bypass-able cable support in aluminium with bolts

Code 001094 BPA

Cable traveller line accessories



Straight cable support for cable traveller

Straight fixed cable support for cable traveller in stainless steel AISI 304

Code 001346 DRTFIX



Cable support Vertical Adj

Vertical adjustable cable support 0-45° for AISI 304 stainless steel cable traveller

Code 001347



Cable traveller L.L.

Openable anti-fall cable traveller in AISI 316 stainless steel with carabiner


Code 001512 TRAVELLER



Fixed cable traveller

Fixed cable traveller for life-line with AISI 316 stainless steel carabiner

Code 003927



DRN

Fixed cable traveller removal device

Code 003934 DRN

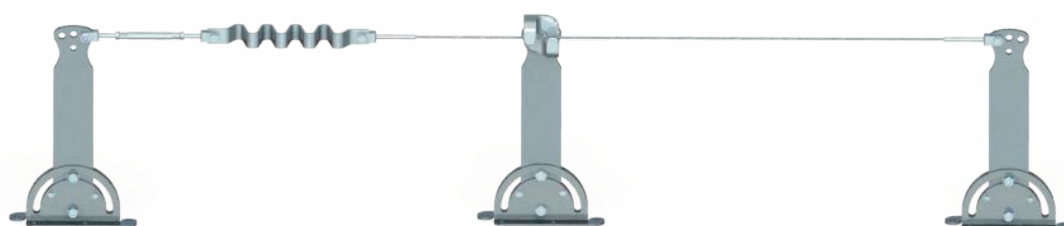
CERTIFICATIONS AND SPECIFICATIONS

Anchoring system certified according to UNI EN 795:2012, CEN/TS 16415:2013 and UNI 11578:2015.




 All technical documents, certifications and specifications are available by scanning the QR Code on the side or on the page of our website www.sicurpal.it.

SICURSLIM LAYOUT OF MULTIPLE SPANS WITH BYPASSABLE LINE WITH CARABINER



SICURSLIM LAYOUT OF MULTIPLE SPANS WITH BYPASSABLE LINE WITH CABLE TRAVELLER





BASIC LINE



UNI 795:2012

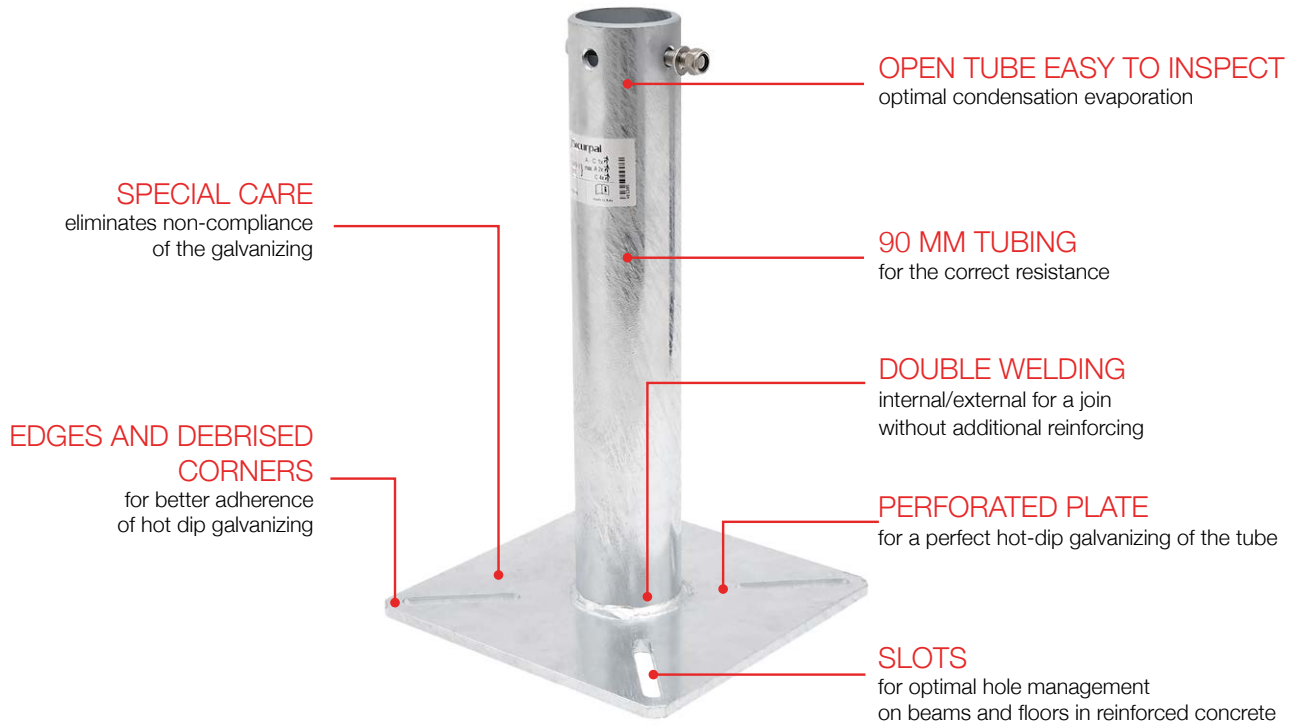
CEN/TS 16415:2013

UNI 11578:2015




Lifelines are not all the same:
attention to small details creates a simple and quality product.

BASIC LINE POLE



POLE TERMINAL



Every day we stand
beside the workers
working at height
to protect their
most precious asset:
life.





The poles of the Basic Line
are ideal value for money

The poles of the Basic Line
are an ideal compromise
of cost and quality



GENERAL CHARACTERISTICS

- › Thanks to its rigidity it is an ideal product for fixing ropes when doing suspension work;
- › This product is compliant and certified according to UNI EN 795:2012, CEN/TS 16415:2013 and UNI 11578:2015 Type A and Type C standards;
- › Made entirely of hot-galvanized stainless steel S235 (Fe 360);
- › Vertical pole perfectly galvanized even on the inside to offer a 10 year guarantee;
- › Vertical pole H 30-50 cm without reinforcement thanks to both external and internal welding;
- › Pole with 4 fixing holes that allows a 90° rotation from the terminal;
- › Pole is open at the base with double welding, for perfect internal galvanizing;
- › Terminal plug designed to prevent infiltration into the pole;
- › The medium poles of the shedline may be inspected without removing the cable;
- › Base plate with slots to ease the fixing and increase the elasticity of the system;
- › Complete range of base plates to anchor to every structure type;
- › Electronic identification system with dual technology: QR Code and NFC.



Further information is available about our products on our web site www.sicurpal.it

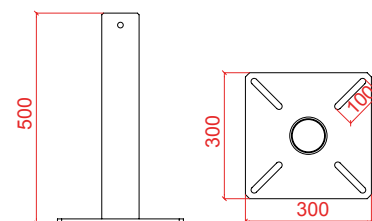




PZP pole h 30-50 galvanized base 300x300

- > Fixing base plate 300x300 mm 10 mm thickness;
- > Asole lunghe 10 cm per facilitare il fissaggio;
- > For flat roof and flat support structures;
- > Ideal for fixing on wooden beams with galvanized counterplate or slotted plates 300x60x10 mm or 400x60x10 mm;
- > Ideal for roofs in brick-cement, wood, steel, concrete.

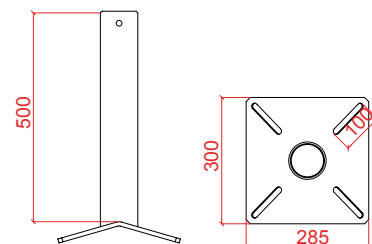
Code 000036 h. 50 / Code 000263 h. 30



PZP pole h 30-50 galvanized base 300x300

- > Base plate for fixing 300x300 mm 10 mm thickness with double slope of 16° for fixing to the ridge;
- > Asole lunghe 10 cm per facilitare il fissaggio;
- > Ideal for fixing to ridge beams in reinforced concrete with 4 threaded rods $\leq \varnothing 12$ mm and bi-component resins and / or counterplate;
- > Ideal for roofs in brick-cement, wood, steel, concrete.

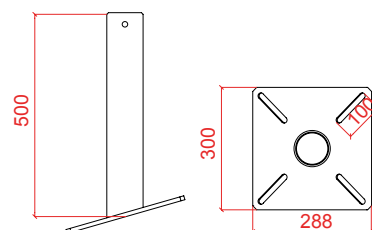
Code 000186 h. 50 / Code 000265 h. 30



PZL pole h 30-50 galvanized base 300x300

- > Base plate for fixing 300x300 mm 10 mm sloped thickness at 16° for fixing on pitched roofs;
- > Asole lunghe 10 cm per facilitare il fissaggio;
- > Ideal for fixing on wooden beams with galvanized counterplate or slotted plates 300x60x10 mm or 400x60x10 mm;
- > Ideal for roofs in brick-cement, wood, steel, concrete.

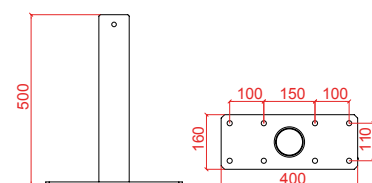
Code 000185 h. 50 / Code 000264 h. 30



PZL pole h 30-50 galvanized base 400x160

- > Fixing base plate 400x160 mm 10 mm thickness;
- > Fixing with structural screws or threaded rods $\leq \varnothing 12$ mm and bi-component resin;
- > Ideal for fixing on wooden beams with counterplate or slotted plates 400x60x10 mm, 300x60x10mm or 200x60x10 mm;
- > Ideal for roofs in brick-cement, wood, steel, concrete.

Code 000187 h. 50 / Code 000266 h. 30



Pole terminal intermediate or for extremities

Pole terminal accessory holder with drip guard

Code 000038 C3F



Pole terminal for extremities

Terminal or extremity with drip guard.

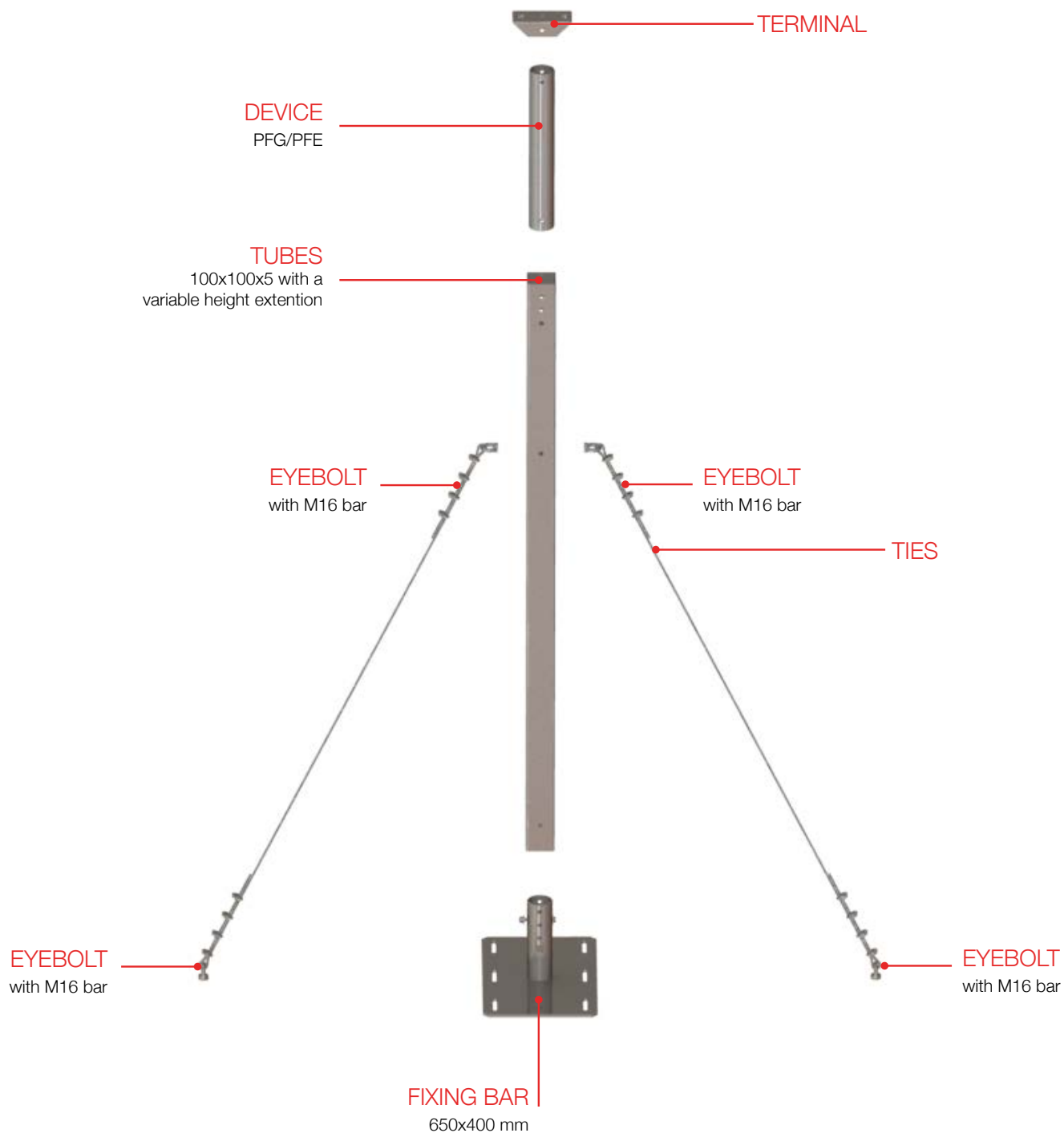
Code 000305 C2F

POLE EXTENSION DEVICE

EXTENSION POLE

Special pole with extension for low walls and hollow roofing bricks. Each extension pole requires:

- > A base
- > An extension tube
- > A kit of tie rods if the pole in question is higher than 1.5 meters
- > A PFG/PFE device



POLE EXTENSION DEVICE



Extension base

- › Hot galvanized extension base including 2 bolts to fix the extension

Code 000271



Eyebolt

- › Eyebolt and cotter pin

Code 000058



Tubular extension

- › Tubular extension of varying lengths in stainless steel AISI 304

By request



Tie kit

- › Tie kit for extension poles

Code 000093



PFE pole

- › PFE pole in stainless steel 304

Code 001464



PFG pole

- › PFG pole in stainless steel 304 supplied with 2 bolts, without eyebolt

Code 001474



BASIC LINE – LINE ACCESSORIES



Line



Bi-directional

Bidirectional bracket with bolts

Code 000184



Cable Ø 8

Cable Ø 8-49 wires in stainless steel AISI 316 personalised

Code 000055



Support for turnbuckle

Support for turnbuckle/tube in steel INOX AISI 304

Code 000194

Energy Absorbers



Energy Absorber

Energy absorber for safety line in AISI 304 stainless steel

Code 000033



Quick release carabiner

Small quick release carabiner in AISI 316 stainless steel

Code 0001758



Quick release carabiner

Large quick release carabiner in AISI 316 stainless steel

Code 001518



Sicurdamp

High performance damper

Code 003918

Turnbuckles



Turnbuckles

Turnbuckles for rope tensioning in AISI 316 stainless steel


Code 000032 Double jaw terminal
Code 000294 Jointed jaw terminal



Turnbuckle

Turnbuckle with crimping sleeve in AISI 316 stainless steel + bolts

Code 002477



Turnbuckle single/double

Turnbuckles for rope tensioning in AISI 304 stainless steel

Code 002494 Fixed / Crimp.
Code 002493 Double fixed jaw terminal




Seal

Seal for turnbuckle block

Code 000290

Terminals



Jaw terminal

Terminal with jointed jaw, with crimping sleeve in stainless steel AISI 316


Code 000293



Jaw terminal

Terminal with fixed jaw, with crimping sleeve in stainless steel AISI 304

Code 000292



Cable clamping kit Ø 8

Cable clamping kit Ø 8 in AISI 304 stainless steel

Code 001513


Limit switch



PPE limit switch

Limit switch with change indicator PPE compliant in AISI 304 stainless steel

Code 003924



Stop limit switch

Limit switch with stop indicator PPE compliant in AISI 304 stainless steel

Code 003935



Limit switch 355

Limit switch with indicator for use with AISI 304 stainless steel rope 355 L = 1.5 m

Code 003926

Plant ID



Lifeline ID

Lifeline identification code

Code 000291 ID



Lifeline sign

Lifeline warning sign

Code 000296 CRT



Docubox

Document holder with fixing kit

Code 003334



System booklet

For recording lifeline activity

Code 002562

Cable support accessories



Aluminium cable support

Bypass-able cable support in aluminium with bolts

Code 001094 BPA



Cable support

For turnbuckle support in stainless steel 304

Code 000307 – 180°
Code 000308 – 90°
Code 000309 – 135°



Pulley

Corner cable support with aluminium pulley

Code 000306 BP9

Cable traveller line accessories



Vert cable support for cable traveller

Straight fixed cable support for cable traveller

Code 000193 INC



Cable support Vertical Adj

Vertical adjustable cable support 0-45° for AISI 304 stainless steel cable traveller

Code 001344 VRTREG



Cable traveller for lifeline

Openable anti-fall cable traveller in AISI 316 stainless steel with carabiner

Code 001512 TRAVELLER



Fixed cable traveller

Fixed cable traveller for lifeline with AISI 316 stainless steel carabiner


Code 003927



Cable support Vrt 90°

Vertical fixed cable support 90° for AISI 304 stainless steel cable traveller

Code 001327 VRT90



DRN

Fixed cable traveller removal device

Code 003934 DRN


CERTIFICATIONS AND SPECIFICATIONS

Anchoring system certified according to UNI EN 795:2012, CEN/TS 16415:2013 and UNI 11578:2015.



 All technical documents, certifications and specifications are available by scanning the QR Code on the side or on the page of our website www.sicurpal.it.

BASIC LINE LAYOUT OF MULTIPLE SPANS WITH BYPASSABLE LINE WITH DOUBLE CARABINER OR DOUBLE ROPE



BASIC LINE LAYOUT OF MULTIPLE SPANS WITH BYPASSABLE LINE WITH CABLE TRAVELLER



BASIC LINE LAYOUT OF SINGLE SPAN





SHED LINE




UNI 795:2012

CEN/TS 16415:2013

UNI 11578:2015





Devices are galvanized and in stainless steel

The Shed Line plates allow you to install a wall lifeline with bypass points that can be bypassed without coming off.



GENERAL CHARACTERISTICS

- > This product is compliant and certified according to UNI EN 795:2012, CEN/TS 16415:2013 and UNI 11578:2015 Type A and Type C standards;
- > There is a choice between items with the body either in hot-galvanized steel S235 (Fe360), and pickled stainless steel AISI 304;
- > Cable supports and accessories of the safety lifeline are entirely in stainless steel;
- > Base plate with slots to ease the fixing and increase the elasticity of the system;
- > 300x300 mm plate for fixing to brickwork;
- > 180x180 mm plate for fixing to reinforced concrete;
- > 300x60 mm plate for fixing to ready-made concrete slabs;
- > Electronic identification system with dual technology: QR Code and NFC.



Further information is available about our products on our web site www.sicurpal.it

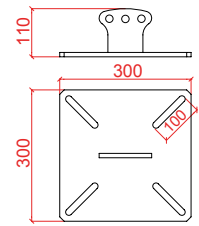




Wall plate SZG

- > Fixing plate 300x300 10 mm thickness
- > Asole lunghe 10 cm per facilitare il fissaggio
- > Ideal for safety lifelines on brick walls (min. thickness 20 cm);
- > 3 holes for fixing the safety lifeline.

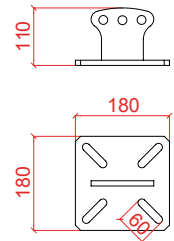
Code 000037 Galvanized / Code 001509 Inox



Wall plate SZP

- > Fixing plate 180x180 10mm thickness
- > Asole lunghe 6 cm per facilitare il fissaggio;
- > Ideal for safety lines on reinforced concrete walls;
- > 3 holes for fixing the safety lifeline.

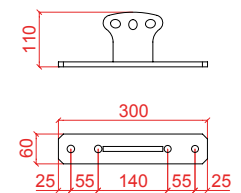
Code 000188 Galvanized / Code 000262 Inox



Wall plate SZS

- > Fixing plate 300x60 10 mm thickness
- > Ideal for safety lifelines on reinforced concrete slabs of prefabricated buildings;
- > 3 holes for fixing the safety lifeline;
- > Not for use with Pulley Code 000306;

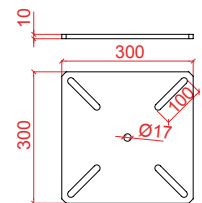
Code 000189 Galvanized / Code 000268 Inox



Wall plate PZFG

- > Slotted fixing plate 300x300 mm in hot-galvanized steel with flared central hole Ø 17 mm;
- > To be used to fix the accessories or as a counterplate

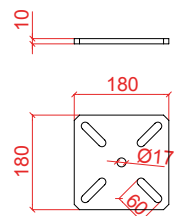
Code 000230 Galvanized / Code 001510 Inox



Wall plate PZFP

- > Slotted fixing plate 180x180 mm in hot-galvanized steel with flared central hole Ø 17 mm;
- > To be used to fix the accessories or as a counterplate

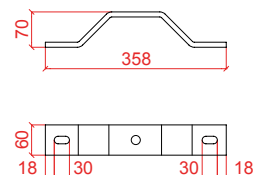
Code 000232 Galvanized / Code 001236 Inox



Wall plate PZFS

- > Fixing plate 360x60 mm slotted in pickled AISI 304 stainless steel with central hole Ø 18 mm;
- > To be used to fix the middle accessory.

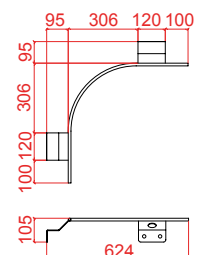
Code 000233 INOX



Internal curve – External curve

- > Bypassable bracket cable support with cable traveller in stainless steel AISI 304;
- > Designed to be fixed to the wall to give continuity to the life-line in the corners of the building (technical rooms, stairwells)

Code 001373 Int. angle / Code 001374 Ext. angle



SHED LINE – LINE ACCESSORIES



Line



Bi-directional

Bidirectional bracket with bolts

Code 000184



Cable Ø 8

Cable Ø 8-49 wires in stainless steel AISI 316 personalised

Code 000055



Support for turnbuckle

Support for turnbuckle/tube in steel INOX AISI 304

Code 000194

Energy Absorbers



Energy Absorber

Energy absorber for safety line in AISI 304 stainless steel

Code 000033



Quick release carabiner

Small quick release carabiner in AISI 316 stainless steel

Code 0001758



Quick release carabiner

Large quick release carabiner in AISI 316 stainless steel

Code 001518



Sicurdamp

High performance damper

Code 003918

Turnbuckles



Turnbuckles

Turnbuckles for rope tensioning in AISI 316 stainless steel


Code 000032 Double jaw terminal
Code 000294 Jointed jaw terminal



Turnbuckle

Turnbuckle with crimping sleeve in AISI 316 stainless steel + bolts

Code 002477



Turnbuckle single/double

Turnbuckles for rope tensioning in AISI 304 stainless steel

Code 002494 Fixed / Crimp.
Code 002493 Double fixed jaw terminal




Seal

Seal for turnbuckle block

Code 000290

Terminals



Jaw terminal

Terminal with jointed jaw, with crimping sleeve in stainless steel AISI 316


Code 000293



Jaw terminal

Terminal with fixed jaw, with crimping sleeve in stainless steel AISI 304

Code 000292



Cable clamping kit Ø 8

Cable clamping kit Ø 8 in AISI 304 stainless steel

Code 001513


Limit switch



PPE limit switch

Limit switch with change indicator PPE compliant in AISI 304 stainless steel

Code 003924



Stop limit switch

Limit switch with stop indicator PPE compliant in AISI 304 stainless steel

Code 003935



Limit switch 355

Limit switch with indicator for use with AISI 304 stainless steel rope 355 L = 1.5 m

Code 003926

Plant ID



Lifeline ID

Lifeline identification code

Code 000291 ID



Lifeline sign

Lifeline warning sign

Code 000296 CRT



Docubox

Document holder with fixing kit

Code 003334



System booklet

For recording lifeline activity

Code 002562

SHED LINE – DEVICE ACCESSORIES

Cable support accessories



Aluminium cable support

Bypass-able cable support in aluminium with bolts

Code 001094 BPA



Cable support

For turnbuckle support in stainless steel 304

Code 000307 – 180°
Code 000308 – 90°
Code 000309 – 135°



Pulley

Corner cable support with aluminium pulley

Code 000306 BP9



Spacer

Spacer 60x60 with bolt fixings

Code 000195 DST

Cable traveller line accessories



Vert cable support for cable traveller

Straight fixed cable support for cable traveller

Code 000192 FIX



Vert cable support for cable traveller

Straight fixed cable support for cable traveller

Code 000193 INC



Cable support Vertical Adj

Vertical adjustable cable support 0-45° for AISI 304 stainless steel cable traveller

Code 001344 VRTREG



Cable support Vrt Inc-Adj

Vertical adjustable cable support 0-45° for AISI 304 stainless steel cable traveller

Code 001345 INCREG



Cable support Vrt 90°

Vertical fixed cable support 90° for AISI 304 stainless steel cable traveller

Code 001327 VRT90



Cable traveller for lifeline

Openable anti-fall cable traveller in AISI 316 stainless steel with carabiner


Code 001512 TRAVELLER



Fixed cable traveller

Fixed cable traveller for lifeline with AISI 316 stainless steel carabiner

Code 003927



DRN

Fixed cable traveller removal device

Code 003934 DRN

CERTIFICATIONS AND SPECIFICATIONS

Anchoring system certified according to UNI EN 795:2012, CEN/TS 16415:2013 and UNI 11578:2015.



 All technical documents, certifications and specifications are available by scanning the QR Code on the side or on the page of our website www.sicurpal.it.

SHED LINE LAYOUT MULTIPLE SPANS WITH BYPASSABLE LINE WITH CARABINER OR DOUBLE ROPE




SHED LINE LAYOUT OF MULTIPLE SPANS WITH BYPASSABLE LINE WITH CABLE TRAVELLER



SHED LINE LAYOUT OF SINGLE SPAN





SICURLAM

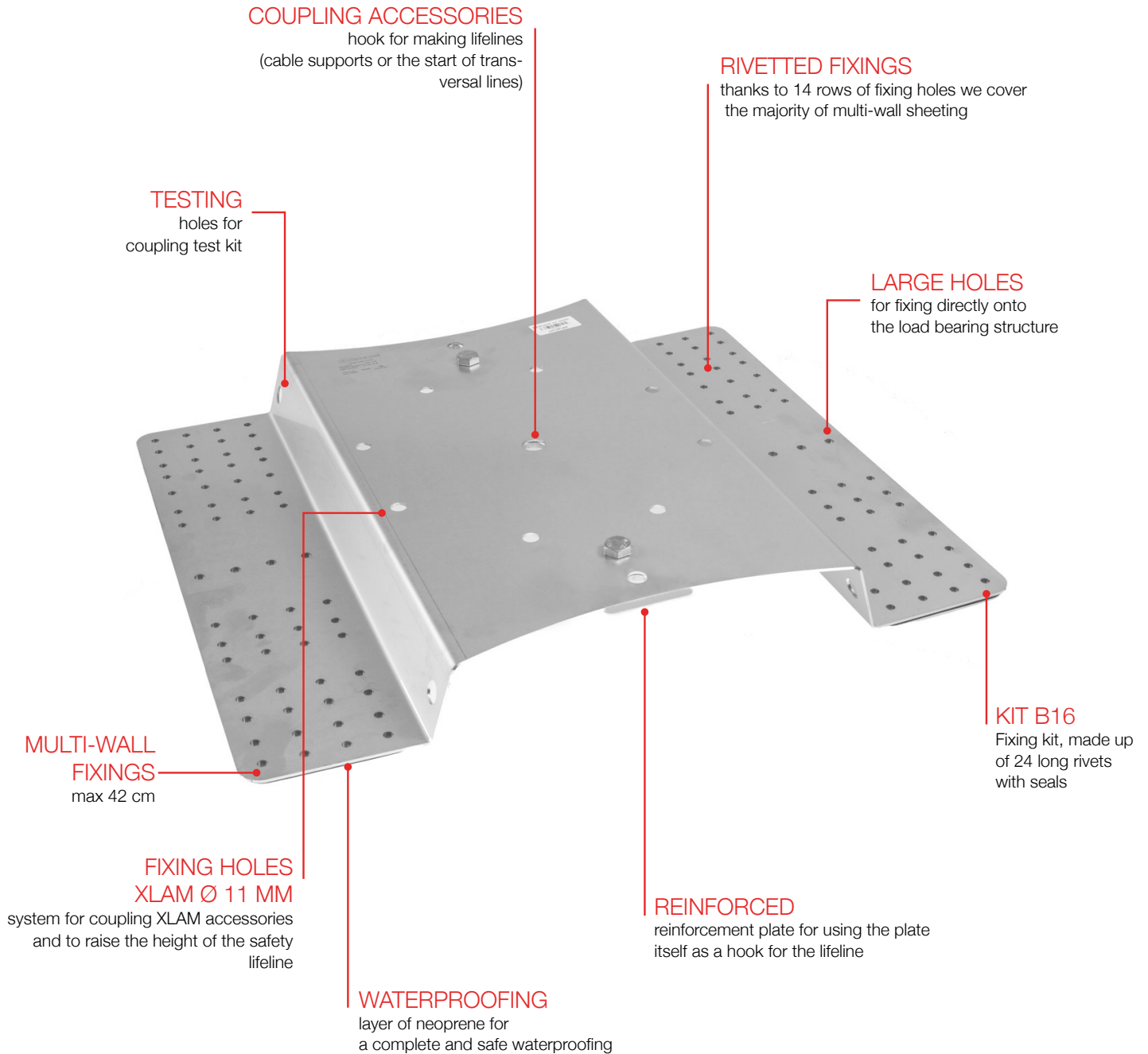


UNI 795:2012

CEN/TS 16415:2013


UNI 11578:2015





Every day we stand
beside the workers
working at height
to protect their
most precious asset:
life.





Safety lifeline products for sheetwork

Anchoring system in stainless steel
AISI 304 for fixing multi-wall sheeting.



PLAM



GENERAL CHARACTERISTICS

- > Low thickness plate in electropolished AISI 304 stainless steel;
- > For use with all multi-wall sheeting with distance of up to 420 mm;
- > Low thickness plate to reduce wear on the fixings
- > Waterproofing guaranteed by a layer of neoprene;
- > Mounting made easier by using aluminium flower rivets with held seals for a perfect waterproofing;
- > Simple and fast mounting of accessories;
- > This product is compliant and certified according to UNI EN 795:2012 and UNI 11578:2015 type C standards;
- > Central supports in aluminium for use with a simple carabiner;
- > Central support in AISI 304 stainless steel for use with the sliding cable traveller;
- > Value for money;
- > Electronic identification system with dual technology: QR Code and NFC.



Further information is available about our products on our web site www.sicurpal.it

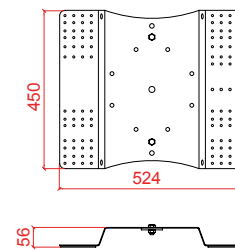




Sicurlam

- > Plate in pickled stainless steel AISI 304
- > Plate able to fix to multi-wall sheets with distance of up to 420 mm
- > Plate 524x450 to distribute loads over a larger surface.
- > Cost effective and quick to install
- > 8 holes for fixing to the Xlam plate
- > B16 kit with aluminium rivets included

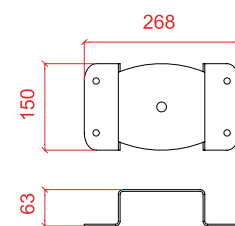
Code 001517



Xlam

- > Intermediate aluminium fixing plate
- > Essential to avoid the safety lifeline touching the sheeting
- > Its shape reduces the load on the plate by deforming in case of falls
- > We recommend using this product with the cable support for the cable traveller caused by the excessive height of the safety lifeline
- > In stainless steel AISI 304

Code 000787

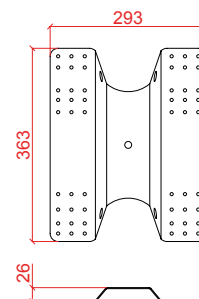


Plam

- > Anchoring plate in AISI 304 stainless steel for sheet metal roofs Type A and C * or rail lifelines
- > Fixing with aluminium rivet kit included
- > Guaranteed waterproofing thanks to the neoprene sheath glued to the bottom
- > It has a central hole of Ø 17 mm for fixing the accessories
- > Product certified UNI EN 795:2012 and UNI 11578:2015 Type A and C *

* Use as a Type C device is allowed only if it acts as a linear intermediate device for Sicurlam lifelines. It cannot be used to build a curve, corner or end device and must be combined with the B20 kit.

Code 001439



Pair of sheets

Pair of stainless steel reinforcement sheets with rivets.

Code 002648 – Inox
Cod. 002647 – Ready varnished




Reinforcing sheet 100x67

Sheeting with rivets for use in double reinforcing

Code 000632 – Inox
Cod. 000631 – Ready varnished

Note: The reinforcement plates are indispensable for fixing on multi-wall sheets of reduced thickness. To insert them, read the manuals carefully and rely on a qualified technician for a correct evaluation.



Line



Lifeline connector

Lifeline plate coupling device

Code 001459



Cable Ø 8

Cable Ø 8-49 wires in stainless steel AISI 316 personalised

Code 000055



Support for turnbuckle

Support for turnbuckle/tube in steel INOX AISI 304

Code 000194

Energy Absorbers



Energy Absorber

Energy absorber for safety line in AISI 304 stainless steel


Code 000033



Quick release carabiner

Small quick release carabiner in AISI 316 stainless steel

Code 001758



Quick release carabiner

Large quick release carabiner in AISI 316 stainless steel

Code 001518



Sicurdamp

High performance damper

Code 003918

Turnbuckles



Turnbuckles

Turnbuckles for rope tensioning in AISI 316 stainless steel


Code 000032 Double jaw terminal
Code 000294 Jointed jaw terminal



Turnbuckle

Turnbuckle with crimping sleeve in AISI 316 stainless steel + bolts

Code 002477



Turnbuckle single/double

Turnbuckles for rope tensioning in AISI 304 stainless steel

Code 002494 Fixed / Crimp.
Code 002493 Double fixed jaw terminal




Seal

Seal for turnbuckle block

Code 000290


Terminals



Jaw terminal

Terminal with jointed jaw, with crimping sleeve in stainless steel AISI 316


Code 000293



Jaw terminal

Terminal with fixed jaw, with crimping sleeve in stainless steel AISI 304

Code 000292



Cable clamping kit Ø 8

Cable clamping kit Ø 8 in AISI 304 stainless steel

Code 001513

Limit switch



PPE limit switch

Limit switch with change indicator PPE compliant in AISI 304 stainless steel

Code 003924



Stop limit switch

Limit switch with stop indicator PPE compliant in AISI 304 stainless steel

Code 003935



Limit switch 355

Limit switch with indicator for use with AISI 304 stainless steel rope 355 L = 1.5 m

Code 003926

Plant ID



Lifeline ID

Lifeline identification code

Code 000291 ID



Lifeline sign

Lifeline warning sign

Code 000296 CRT



Docubox

Document holder with fixing kit

Code 003334



System booklet

For recording lifeline activity

Code 002562

Cable support accessories



Aluminium cable support

Bypass-able cable support in aluminium with bolts

Code 001094 BPA



Cable support

For turnbuckle support in stainless steel 304

Code 000307 – 180°
Code 000308 – 90°
Code 000309 – 135°



Pulley

Corner cable support with aluminium pulley

Code 000306 BP9



Black spacer

Spacer Ø 120 h45 mm in black with fixings

Code 002751

Cable traveller line accessories



Vert cable support for cable traveller

Straight fixed cable support for cable traveller

Code 000192



Cable support Vertical Adj

Vertical adjustable cable support 0-45° for AISI 304 stainless steel cable traveller

Code 001344 VRTREG



Cable support Vrt 90°

Vertical fixed cable support 90° for AISI 304 stainless steel cable traveller

Code 001327 VRT90



Cable traveller for lifeline

Openable anti-fall cable traveller in AISI 316 stainless steel with carabiner

Code 001512 TRAVELLER



Fixed cable traveller

Fixed cable traveller for lifeline with AISI 316 stainless steel carabiner

Code 003927



DRN

Fixed cable traveller removal device

Code 003934 DRN


CERTIFICATIONS AND SPECIFICATIONS

Anchoring system certified according to UNI EN 795:2012, CEN/TS 16415:2013 and UNI 11578:2015.




All technical documents, certifications and specifications are available by scanning the QR Code on the side or on the page of our website www.sicurlam.it.

SICURLAM LAYOUT OF MULTIPLE SPANS WITH BYPASSABLE LINE WITH CARABINER OR DOUBLE ROPE



SICURLAM LAYOUT OF MULTIPLE SPANS WITH BYPASSABLE LINE WITH CABLE TRAVELLER





SICURGRAF



UNI EN 795:2012
CEN/TS 16415:2013
UNI 11578:2015





Stainless steel devices

Sicurgraf devices are
the ideal solution for roofs
with double fold joints



GENERAL CHARACTERISTICS

- › Anchoring device is compliant and certified according to UNI EN 795:2012, CEN/TS 16415:2013 and UNI 11578:2015 Type A and Type C standards;
- › Structure entirely in AISI 304 stainless steel;
- › Can be used on all sheet metal roofs with double fold joints;
- › Installation of the device does not require drilling;
- › Type A is certified for 2/4 people, Type C is certified for 4 people.
- › Reduced installation times and without the need for sophisticated equipment.
- › Electronic identification system with dual technology: QR Code and NFC.



Further information is available about our products on our web site www.sicurpal.it

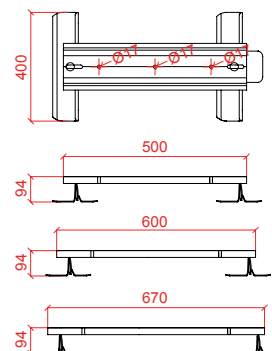




SGF4

- > Type C anchor that may be used with all the lifeline accessories;
- > Suitable for use by up to 4 people;
- > AISI 304 stainless steel device consisting of two 400x70 mm angle irons and two Z brackets;
- > Adaptable to fit differently spaced roof joints;
- > Z brackets with central Ø17 mm hole for fixing accessories;
- > Device provided with holes to insert snow guard accessories.

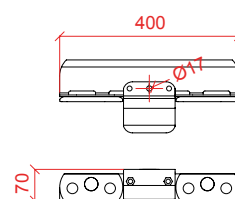
Code 002798 – sheeting 500 mm / Code 002809 – sheeting 600 mm
Code 002810 – sheeting 670 mm



SGF2C

- > Type C anchor that may be used with all the lifeline accessories;
- > Suitable for use by up to 2 people;
- > AISI 304 stainless steel device consisting of an angle iron of 400x70mm and a Z bracket;
- > Z brackets with central Ø17 mm hole for fixing accessories;
- > Device provided with holes to insert snow guard accessories.

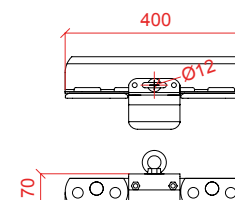
Code 002802



SGF2A

- > Type A anchor
- > Suitable for use by up to 2 people;
- > AISI 304 stainless steel device consisting of an angle iron of 400x70 mm, a Z bracket and an eyebolt;
- > Z brackets with central holes Ø12 mm for fixing accessories;
- > Device provided with holes to insert snow guard accessories.

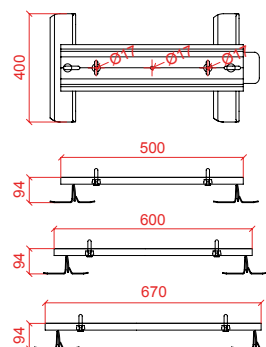
Code 002797



SGF4 + Eyebolts

- > Type A anchor to be installed together with two eyebolts
Code 002832 with snow guard accessories;
- > Suitable for use by up to 4 people;
- > AISI 304 stainless steel device consisting of two angle irons of 400x70 mm and two Z brackets;
- > Adaptable to fit differently spaced roof joints (from 380 to 625 mm);
- > Z brackets with central hole Ø17 mm for fixing accessories.

Code 002798 + Code 002832 – sheeting 500 mm
Code 002809 + Code 002832 – sheeting 600 mm
Code 002810 + Code 002832 – sheeting 670 mm



SICURGRAF – LINE ACCESSORIES



Line



Eyebolt

Male eyebolt, 316 stainless steel, M16 + bolt

Code 000789
Code 002832 Double



Cable Ø8

Cable Ø8-49 wires in stainless steel AISI 316 personalised

Code 000055



L bracket

Bracket to support accessories of 65x65 mm

Code 003013



Support for turnbuckle

Support for turnbuckle/tube in AISI 304 stainless steel

Code 000194

Energy absorbers



Energy absorber

Energy absorber for safety line in AISI 304 stainless steel


Code 000033



Quick release carabiner

Small quick release carabiner in AISI 316 stainless steel

Code 001758



Quick release carabiner

Large quick release carabiner in AISI 316 stainless steel

Code 001518



Sicurdamp

High performance damper

Code 003918

Turnbuckles



Turnbuckles

Turnbuckles for rope tensioning in AISI 316 stainless steel


Code 000032 Double jaw terminal
Code 000294 Jointed jaw terminal



Turnbuckle

Turnbuckle with crimping sleeve in AISI 316 stainless steel + bolts

Code 002477



Turnbuckle single/double

Turnbuckles for rope tensioning in AISI 304 stainless steel

Code 002494 Fixed / Crimp.
Code 002493 Double fixed jaw terminal




Seal

Seal for turnbuckle block

Code 000290

Terminals



Jaw terminal

Terminal with articulated jaw, with crimping sleeve in stainless steel AISI 316

Code 000293



Jaw terminal

Terminal with fixed jaw, with crimping sleeve in stainless steel AISI 304

Code 000292



Cable clamping kit Ø8

Cable clamping kit Ø8 in AISI 304 stainless steel

Code 001513

Limit switch



PPE limit switch

Limit switch with change indicator PPE compliant in AISI 304 stainless steel

Code 003924



Stop limit switch

Limit switch with stop indicator PPE compliant in AISI 304 stainless steel

Code 003935



Limit switch 355

Limit switch with indicator for use with AISI 304 stainless steel rope 355 L = 1.5 m

Code 003926

Plant ID



Lifeline ID

Lifeline identification code

Code 000291 ID



Lifeline sign

Lifeline warning sign

Code 000296 CRT



Docubox

Document holder with fixing kit

Code 003334



System booklet

For recording lifeline activity

Code 002562

Cable support accessories



Stainless steel cable support

Stainless steel 304
intermediate cable
support with bolts

Code 000501 BPX

Cable traveller line accessories



Vertical cable support for cable traveller

Straight cable support
fixing for cable
traveller

Code 000192 VRTFIX



Cable support Vrt Adj

Vertical adjustable cable
support 0-45° for AISI 304
stainless steel cable traveller

Code 001344 VRTREG



Cable traveller for lifeline

Openable anti-fall cable
traveller in AISI 316 stain-
less steel with carabiner

Code 001512 NAV



Fixed cable traveller

Fixed cable traveller for
lifeline with AISI 316
stainless steel carabiner

Code 003927



DRN

Fixed cable traveller
removal device

Code 003934 DRN



CERTIFICATIONS AND SPECIFICATIONS

Anchoring system certified according to UNI EN 795:2012, CEN/TS 16415:2013 and UNI 11578:2015.




 All technical documents, certifications and specifications are available by scanning the QR Code on the side or on the page of our website www.sicurpal.it.

SICURGRAF LAYOUT FOR MULTIPLE SPANS MOUNTING WITH CRIMPING



SICURGRAF LAYOUT FOR SINGLE SPAN MOUNTING WITH CRIMPING





SICURTERM




UNI EN 795:2012
CEN/TS 16415:2013
UNI 11578:2015



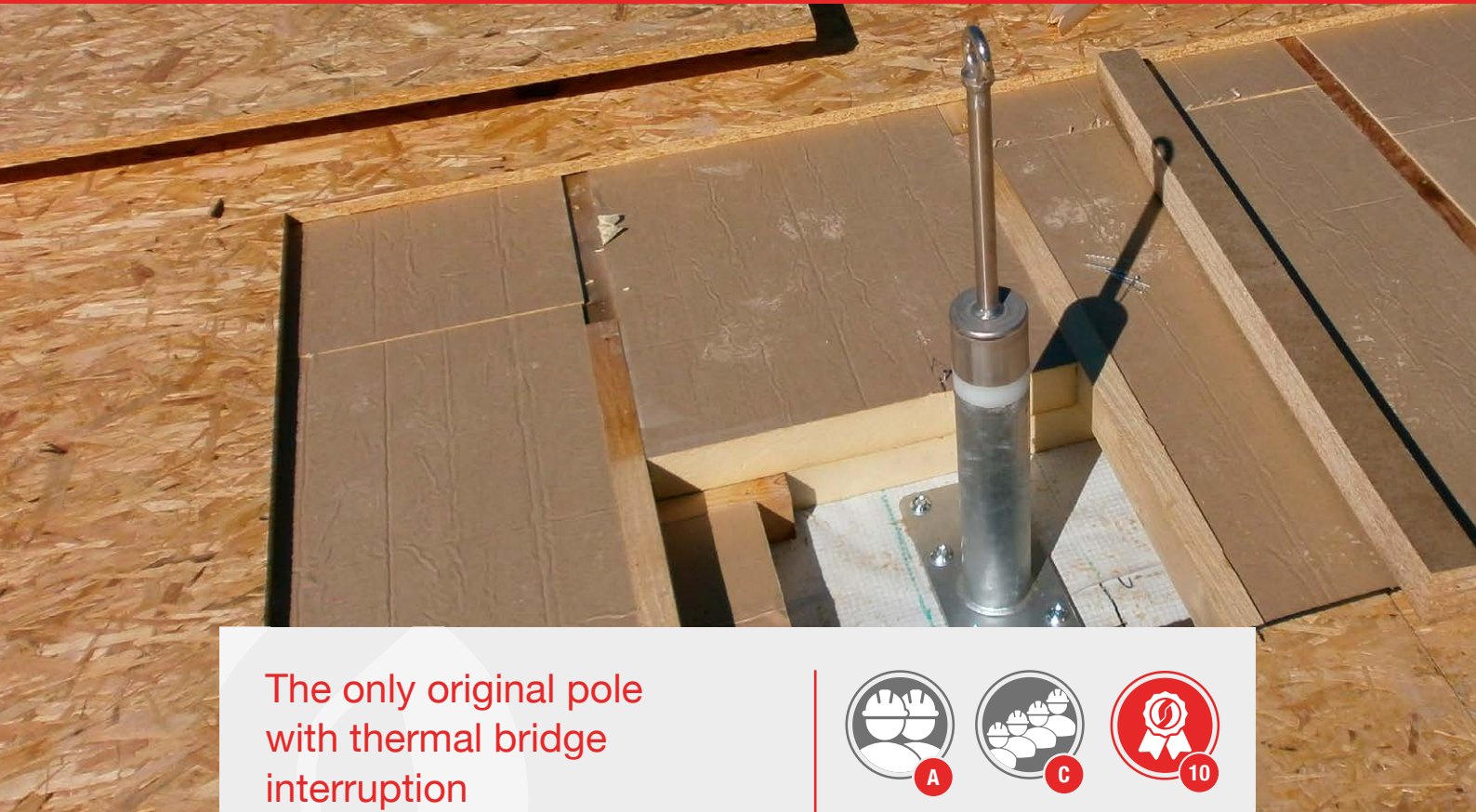
Lifelines are not all the same:
attention to small details creates a simple and quality product.

THERMAL POLE



Every day we stand
beside the workers
working at height
to protect their
most precious asset:
life.





The only original pole
with thermal bridge
interruption

Sicurterm is the pole designed for
roofs with a Class A energy rating



GENERAL CHARACTERISTICS

- › This product is compliant and certified according to UNI EN 795:2012, CEN/TS 16415:2013 and UNI 11578:2015 Type A and Type C standards;
- › Product designed to eliminate the problem of thermal bridges in roofs with a high level of thermal insulation;
- › For a good quality/price ratio the inside of the pole is in hot galvanized steel and the outside is in stainless steel;
- › Different heights to adapt to different roof thickness;
- › Eliminates the problem of condensation during winter months;
- › Outside constructed with a thinner diameter to reduce the irradiation surface, be less visible, be able to deform to reduce loads on the structure;
- › Removable end eyebolt to optimise waterproofing tin work;
- › It is essential that it be inserted during the design phase, as the pole must be installed on the load bearing structure of the unfinished roof.
- › Reduced installation time and without the need for sophisticated equipment;
- › Electronic identification system with dual technology: QR Code and NFC.



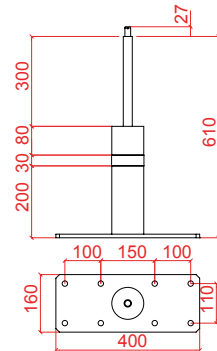
Further information is available about our products on our web site www.sicurpal.it



PTS pole

- > Height of the device 65 cm;
- > Base plate 400x160 mm thickness 10 mm with 8 fixing holes Ø15 mm;
- > Ideal for roofs with certified Class A energy rating and insulation panels H 20/25 cm;
- > Fastening designed to be using structural screws or threaded rods and two-component resin;
- > Suitable for wooden and brick/cement roofs;
- > Not visible from the inside of the roof;
- > Pin with non-deformable eyebolt for loads of up to 200 kg.

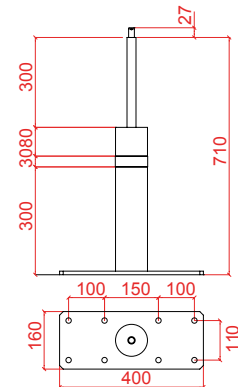
Code 001477



PTM pole

- > Height of the device 75 cm;
- > Base plate 400x160 mm thickness 10 mm with 8 fixing holes Ø15 mm;
- > Ideal for roofs with certified Class A energy rating and insulation panels H 25/30 cm;
- > Fastening designed to be using structural screws or threaded rods and two-component resin;
- > Suitable for wooden and brick/cement roofs;
- > Not visible from the inside of the roof;
- > Pin with non-deformable eyebolt for loads of up to 200 kg.

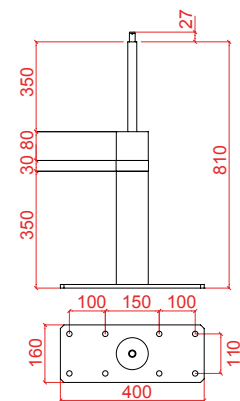
Code 001478



PTL pole

- > Height of the device 80 cm;
- > Base plate 400x160 mm thickness 10 mm with 8 fixing holes Ø15 mm;
- > Ideal for roofs with certified Class A energy rating and insulation panels H 30/35 cm;
- > Fastening designed to be using structural screws or threaded rods and two-component resin;
- > Suitable for wooden and brick/cement roofs;
- > Not visible from the inside of the roof;
- > Pin with non-deformable eyebolt for loads of up to 200 kg.

Code 001479





Line



Eyebolt

Eyebolt and split pin in AISI 304 stainless steel

Code 000058



Cable Ø8

Cable Ø8-49 wires in stainless steel AISI 316 personalised

Code 000055



Support for turnbuckle

Support for turnbuckle/ tube in steel Stainless steel AISI 304

Code 000194


Energy absorbers



Energy absorber

Energy absorber for safety line in AISI 304 stainless steel

Code 000033



Quick release carabiner

Small quick release carabiner in AISI 316 stainless steel

Code 001758



Quick release carabiner

Large quick release carabiner in AISI 316 stainless steel

Code 001518



Sicurdamp

High performance damper

Code 003918

Turnbuckles



Turnbuckles

Turnbuckles for rope tensioning in AISI 316 stainless steel


Code 000032 Double jaw terminal
Code 000294 Jointed jaw terminal



Turnbuckle

Turnbuckle with crimping sleeve in AISI 316 stainless steel + bolts

Code 002477



Turnbuckle single/double

Turnbuckles for rope tensioning in AISI 304 stainless steel

Code 002494 Fixed / Crimp.
Code 002493 Double fixed jaw terminal




Seal

Seal for turnbuckle block

Code 000290


Terminals



Jaw terminal

Terminal with articulated jaw, with crimping sleeve in stainless steel AISI 316


Code 000293



Jaw terminal

Terminal with fixed jaw, with crimping sleeve in stainless steel AISI 304

Code 000292



Cable clamping kit Ø8

Cable clamping kit Ø8 in AISI 304 stainless steel

Code 001513

Limit switch



PPE limit switch

Limit switch with change indicator PPE compliant in AISI 304 stainless steel

Code 003924



Stop limit switch

Limit switch with stop indicator PPE compliant in AISI 304 stainless steel

Code 003935



Limit switch 355

Limit switch with indicator for use with AISI 304 stainless steel rope 355 L = 1.5 m

Code 003926

Plant ID



Lifeline ID

Lifeline identification code

Code 000291 ID



Lifeline sign

Lifeline warning sign

Code 000296 CRT



Docubox

Document holder with fixing kit

Code 003334



System booklet

For recording lifeline activity

Code 002562

Cable support accessories



Stainless steel cable support

Stainless steel 304 intermediate cable support with bolts

Code 000501 BPX



Cable support

For turnbuckle support in stainless steel 304

Code 000307 – 180°
Code 000308 – 90°
Code 000309 – 135°



PG bracket

PG anchor bracket

Code 000300



Support for turnbuckle

Support for turnbuckle/ tube in steel Stainless steel AISI 304

Code 000194

Cable traveller line accessories



Vertical cable support for cable traveller

Straight cable support fixing for cable traveller

Code 000192



Cable support Vrt Adj

Vertical adjustable cable support 0-45° for AISI 304 stainless steel cable traveller

Code 001344 VRTREG



Cable support Vrt 90°

Vertical cable support fix 90° for AISI 304 stainless steel cable traveller

Code 001327 VRT90



Cable traveller for lifeline

Openable anti-fall cable traveller in AISI 316 stainless steel with carabiner


Code 001512 NAV



Fixed cable traveller

Fixed cable traveller for lifeline with AISI 316 stainless steel carabiner

Code 003927



DRN

Fixed cable traveller removal device

Code 003934 DRN

CERTIFICATIONS AND SPECIFICATIONS

Anchoring system certified according to UNI EN 795:2012, CEN/TS 16415:2013 and UNI 11578:2015.



 All technical documents, certifications and specifications are available by scanning the QR Code on the side or on the page of our website www.sicurpal.it.

SICURTERM LAYOUT FOR MULTIPLE WITH BYPASSABLE LINE WITH CARABINER OR DOUBLE ROPE



SICURTERM LAYOUT FOR MULTIPLE WITH BYPASSABLE LINE WITH CABLE TRAVELLER







UNI EN 795:2012
CEN/TS 16415:2013





The lifeline with the smallest tie on the market.

Ceiling lifeline for maintenance on trucks, buses, trains, planes.



GENERAL CHARACTERISTICS

- › Lifeline for special applications, ideal for working on buses, buses, airplanes, or machines with low-tension air lines
- › This product is compliant and certified according to UNI EN 795:2012 and CEN/TS 16415:2013 standards;
- › Spans of up to 30 m and a line up to 120 m
- › May have 2 support cables
- › The smooth running of the cable traveller is the equivalent of the rigid rail system
- › Wide range of fixing plates for different types of structures
- › Possibility of use with a system for recovering an injured person from ground level
- › Possibility of maintaining the tension of the fall arrest system constant over time and with respect to thermal shocks
- › Line material in AISI 316 and 304 stainless steel, end plates in AISI 304 stainless steel and hot-galvanized steel
- › Cable traveller is guaranteed for 40,000 cycles
- › Electronic identification system with dual technology: QR Code and NFC.



Further information is available about our products on our web site www.sicurpal.it

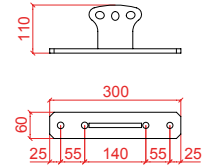


Wall plate SZS



- > Fixing plate 300x60 mm 10 mm thick
- > Ideal for safety lifelines on reinforced concrete slabs of prefabricated buildings;
- > 3 holes for fixing the safety lifeline;
- > Not for use with Pulley art. 000306;

Code 000189 Galvanized / Code 000268 Stainless steel

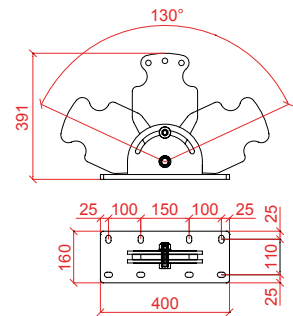


SAR



- > Made of AISI 304 stainless steel or hot galvanized steel
- > Base 400x160x15 mm with 8 slotted holes 15 mm for fixing
- > 2 lateral holes to use for anchoring the extremity of the line. The central hole is used only for tensioning the system during assembly.
- > Plate designed for wall fixings with a lifeline not positioned perpendicular.
- > Plate able to rotate to position itself parallel to the lifeline.

Code 003304 Galvanized / Code 003305 Stainless steel

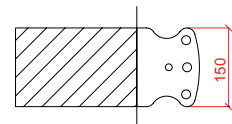


LVB made to measure template



- > Special product custom built able to integrate into woodwork
- > Construction material base AISI 304 stainless steel or hot-galvanized 235 steel
- > The meshed part may be customized with the unique characteristic that it is rigid without plasticity

On request

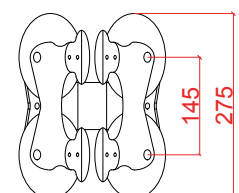
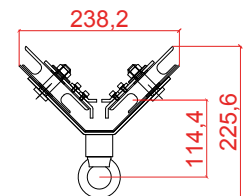



SICURAIR traveller



- > Designed to work simultaneously on two cables Ø 8 mm
- > Composed of 4 pulleys supported by 8 bearings for perfect smoothness.
- > Made entirely of stainless steel
- > Made of 3 safety systems to prevent accidental release of the cable

Code 002957





Spacers



Dn8 cable

Cable Ø 8 mm 19 wires
in 316 stainless steel

Code 002835



Quick release carabiner

Small quick release
carabiner in AISI 316
stainless steel

Code 001758



Quick release carabiner

Large quick release
carabiner in AISI 316
stainless steel

Code 001518

Line



Fixed spacer

Spacer in AISI 304
stainless steel for
fixed crimping cable

Code 002994



Movable spacer

Spacer for crimping
cable with integrated
release system

Code 003314



SicurAir limit switch

Limit switch for dou-
ble cable lines with
indicator STOP

Code 003555

Turnbuckles



Turnbuckles

Turnbuckles for rope tensioning in AISI 316 stainless steel

Code 000294 Jointed jaw terminal



Turnbuckle single/double

Turnbuckles for rope tensioning in AISI 304 stainless steel

Code 002494 Fixed / Crimp.




Seal

Seal for turnbuckle block

Code 000290


Terminals



Jaw terminal

Terminal with articulated jaw, with crimping sleeve in stainless steel AISI 316

Code 000293



Jaw terminal

Terminal with fixed jaw, with crimping sleeve in stainless steel AISI 304

Code 000292

Plant ID



Lifeline ID

Lifeline identification code

Code 000291 ID



Lifeline sign

Lifeline warning sign

Code 000296 CRT



Docubox

Document holder with fixing kit

Code 003334



System booklet

For recording lifeline activity

Code 002562

Cable traveller line accessories



Intermediate

Stainless steel AISI 304 intermediate for cable traveller

Code 003011



Ceiling pole

Fix cable support fixing bracket in AISI 304 stainless steel

Code 004021



Every day we stand beside the workers working at height to protect their most precious asset: life.

CERTIFICATIONS AND SPECIFICATIONS

Anchoring system certified according to UNI EN 795:2012 and CEN/TS 16415:2013.




All technical documents, certifications and specifications are available by scanning the QR Code on the side or on the page of our website www.sicurpal.it.



SICURAIR LAYOUT FOR LINEAL SPAN




SICURAIR LAYOUT FOR INCLINED LINEAL SPAN





ALURAIL



UNI EN 795:2012
CEN/TS 16415:2013
UNI 11578:2015





Fall arrest system with Alurail

Roof safety with extremely low visual
impact



GENERAL CHARACTERISTICS

- › This device is compliant and certified according to UNI EN 795:2012, CEN/TS 16415:2013 Type D and UNI 11578:2015 standards;
- › Extremely low visual impact;
- › Minimum dimensions of rail (just 3x3 cm);
- › Rigid structure that allows the load to be distributed over the whole roof, rather than putting stress on the anchor points only;
- › Possibility to fix directly to the bearing structure of solar panels;
- › Possibility to adapt completely to the shape of the roof;
- › Easy for the operator to use, above all thanks to the absence of poles to be bypassed;
- › Able to be used by up to 6 people;
- › Greater safety for the operator: in the event of a fall the rail produces an insignificant deflection of the fall clearance.



Further information is available about our products on our web site www.sicurpal.it

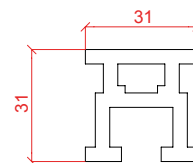




Fall protection rail

- > Extruded anodized aluminium T rail (aluminium for maritime use) available in 3 and 6 m bars;
- > Option to adapt the length of the rail to needs during installation, restoring the fixing holes;
- > The surface is smooth and free from protruding edges;
- > The rail can be positioned so that the trolley is facing upwards, downwards or to the side;

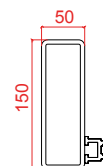
Code 000553 3 m / Code 000554 6 m



Fall protection rail reinforcement

- > Aluminium reinforcement pipe, 50x150 mm, thickness 4 mm;
- > Housing substructure required in the case of spans with dimensions to be evaluated case by case;
- > Rail fixed directly on the pipe using M10 stainless steel hardware elements;
- > Available in 6 m bars.

Code 001590





Accessories



Junction jaw

Stainless steel junction jaw

Code 000559



Connector

Extruded Alurail S connector

Code 002697



Fixed stop

Aluminium limit switch stop

Code 000562



Opening stop

External and internal opening limit switch stop

Code 000560 ext.
Code 000561 int.

Curves



Horizontal curve

Anodized horizontal 90° curve

Code 000555



Ext. vertical curve

Anodized vertical 90° external curve

Code 000557 ext.



Int. vertical curve

Anodized vertical 90° internal curve

Code 000556 int.



Special curve

Special bespoke curve

On request

Alurail S trolleys



HST1 trolley
HST1 type B trolley
for horizontal rail

Code 000527 – Type B




HST1 trolley
HST1 type C trolley
for horizontal rail

Code 000528 – Type C



HST2 trolley
HST2 trolley with eye-
bolt for horizontal rail

Code 000551



HST0 trolley
HST0 opening trolley
for horizontal rail

Code 000552

Alurail S fixing plates and brackets



Fixed plate
Fixing stop with M10
screw

Code 001442



Thermal plate
Fixing stop with M10
screw

Code 001973



L bracket
Stainless steel L
brackets for roof
curbs

Code 000754 – L 110x150
Code 000755 – L 110x80



Sheet metal bracket
Rail bracket on corru-
gated sheeting

Code 001455



C bracket Length 80
Stainless steel C
bracket Length 80

Code 000756



S bracket
Stainless steel S bracket
for rail

Code 000757



Omega bracket
Omega Alurail S
bracket

Code 003984



Extrusion bracket
Extrusion bracket
Alurail S

Code 004036

Plant ID



Lifeline ID
Lifeline identification
code

Code 000291 ID



Lifeline sign
Warning sign for rail
lifeline

Code 000705



Docubox
Document holder with
fixing kit

Code 003334



System booklet
For recording lifeline
activity

Code 002562

CERTIFICATIONS AND SPECIFICATIONS

Anchoring system certified according to UNI EN 795:2012, CEN/TS 16415:2013 and UNI 11578:2015.



All technical documents, certifications and specifications are available by scanning the QR Code on the side or on the page of our website www.sicurpal.it.



ALURAIL S LAYOUT FOR SINGLE SPAN FIXING DIRECTLY INTO THE STRUCTURE



ALURAIL S LAYOUT FOR SINGLE SPAN FIXING DIRECTLY INTO METAL SHEET ROOFS




ALURAIL S LAYOUT FOR SINGLE SPAN FIXING DIRECTLY ONTO REINFORCED SPANS OF OVER 1 M




Lifelines are not all the same:
attention to small details creates a simple and quality product.

ALURAIL L

Code 003910 – L 3 m / Code 003911 – 6 m





Accessories



Fixed terminal Alurail L

Fixed terminal Alurail L with nuts and bolts

Code 003831



Junction jaw in stainless steel

Stainless steel junction jaw

Code 003993



Movable terminal

Movable terminal Alurail L


Code 003987



Alignment plug

Alurail L alignment plug


Code 003894



Single cable traveller

Single cable traveller Alurail L

Code 003848



Double cable traveller

Double cable traveller Alurail L

Code 003909

Fixing plates and brackets Alurail L



Fixed plate

Fixing stop with M10 screw

Code 001442



Thermal plate

Fixing stop with M10 screw

Code 001973



L bracket

Stainless steel L brackets for roof curbs

Code 000754 – L 110x150
Code 000755 – L 110x80



Extrusion bracket

Extrusion bracket Alurail S

Code 004037



C bracket Length 80

Stainless steel C bracket Length 80

Code 000756



S bracket

Stainless steel S bracket for rail

Code 000757



Omega bracket

Omega Alurail L bracket

Code 003984

Plant ID



Lifeline ID

Lifeline identification code

Code 000291 ID



Lifeline sign

Warning sign for rail lifeline

Code 000705



Docubox

Document holder with fixing kit

Code 003334



System booklet

For recording lifeline activity

Code 002562

CERTIFICATIONS AND SPECIFICATIONS

Anchoring system certified according to UNI EN 795:2012, CEN/TS 16415:2013 and UNI 11578:2015.




All technical documents, certifications and specifications are available by scanning the QR Code on the side or on the page of our website www.sicurpal.it.



ALURAIL L LAYOUT FOR MULTIPLE SPANS ON A RIGID STRUCTURE



ALURAIL L LAYOUT FOR SINGLE SPAN





Fixed portal

- › Designed to guarantee the safety of the operator working on tankers and cisterns.
- › Designed to guarantee the continuous smooth running of the trolley in the presence of dust, even fine granular dust, or material deposited during travel.
- › Available accessories that can clean and eliminate any build-up, when the trolley passes.
- › Available accessories able to eliminate ice on the track.
- › No need for extraordinary maintenance (spare parts are available to buy).



Self-supporting portal

- › Designed to guarantee the safety of workers operating on tankers and cisterns, via a system without foundations.
- › Installation of three portals in galvanized steel, held to the ground by reinforced concrete ballast and steel tie rods to anchor to.
- › Availability of accessories capable of cleaning and eliminating build-up of ice, damp, liquid and dust on the rail.



Reel recovery system

- › Ideal to maintain the spooling function
- › Available in versions with coded key unlocking system
- › Length variable in line with the height of the structure.
- › Safety system to prevent accidental un-hooking
- › Installable on any structural material (reinforced cement, iron, wood)



TEKNO IMPIANTI S.p.A.
OFFICE: 0432/450001 FAX: 0432/450002
www.teknoimpianti.it

AUTOMATIC FALL
PROTECTION
SYSTEM

Sicurpal

Rech
FELTRE - ITALIA

A43

COMBO




Machinery Directive 2006/42/EC



AUTOMATIC FALL PROTECTION SYSTEM

Electromechanical system for safe use of fall arrest systems using a bridge crane as a supporting structure.



1 HOIST
System for lowering the reels and enabling use of the fall arrest system


3 RAILS AND TROLLEYS
Smooth running track with trolleys specially adapted to reduce rocking generated by the fall arresters during handling activities;

2 PROTECTIVE CASING
Impact protection system made with plastic panels, decelerators and shock absorbing units


4 DETECTOR SENSORS
Maximum safety for using the system is guaranteed by more than 10 sensors with type "E" safety grade PL

CERTIFICATIONS AND SPECIFICATIONS

The system is certified in accordance with Machinery Directive 2006/42/EC. Anti-fall rail and trolley certified according to UNI EN 795:2012, CEN/TS 16415:2013 and UNI 11578:2015.

 All specifications are available by scanning the QR Code on the side or on the page of our website www.sicurpal.it.





Garage Combo

- › Control, locking and depositing device for trolleys and reels

Code 004046



Control unit Combo

- › Interface and control unit of the Combo system with electronic and safety devices for the bridge crane.

On request



Primary cable traveller

- › Anti-fall cable traveller composed of a trolley customized for the primary position within the Combo system and a 10 m reel

Code 003908



Secondary cable traveller

- › Anti-fall cable traveller composed of a trolley customized for the secondary position within the Combo system and a 10 m reel

Code 003909



Interface Report

- › Technical report for interfacing the system with the bridge crane. Includes risk assessment, electrical project and work procedure

Code 003988



FALL PROTECTION ANCHORING DEVICES



UNI EN 795:2012
CEN/TS 16415:2013
UNI 11578:2015





Fixed anchoring devices

Fixed anchorage Type A omnidirectional designed to optimize your work



GENERAL CHARACTERISTICS

- › Portable anchoring devices to guarantee maximum safety in operations where there is no fixed anchorage.
- › Lightness of the materials;
- › Functionality and speed of use of the product;
- › With proper training on the use of the equipment it is possible to work in perfect safety - even without the presence of fixed anchors;
- › Allowing you to work safely with the positioning of a few anchors;
- › Adaptable for use on walls, doors, windows, sheds, civil and industrial buildings, beams, machinery;
- › The devices carry the identification sign indicating: "UNI EN 795 CLASS A ANCHORING DEVICE".

CERTIFICATIONS AND SPECIFICATIONS

Anchoring systems certified according to UNI EN 795:2012, CEN/TS 16415:2013 and UNI 11578:2015.



All technical documents, certifications and specifications are available by scanning the QR Code on the side or on the page of our website www.sicurpal.it.



Every day we stand
beside the workers
working at height
to protect their
most precious asset:
life.

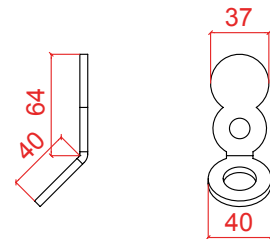


Lifelines are not all the same:
attention to small details creates a simple and quality product.

INFINITY

Code 001160

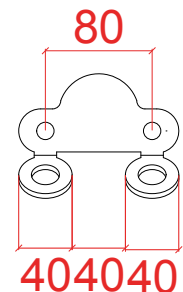
- SIGN**
integrated signalling
- FIXING**
with threaded rod $\varnothing \leq 12$ mm
- MATERIAL**
in stainless steel AISI 304
- ANCHOR POINT**
Type A for 1 person



DOUBLE INFINITY

Code 001161

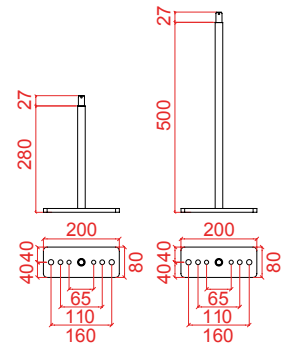
- SIGN**
integrated signalling
- ANCHOR POINT**
for simultaneous use
by 2 people
- MATERIAL**
in stainless steel AISI 304
- FIXING**
with threaded rod $\varnothing \leq 12$ mm
- WORKING METHODS**
designed for suspension work
(work rope / safety rope)



ST8 h 30 – h 50

Code 001483 h 30 / Code 001575 h 50

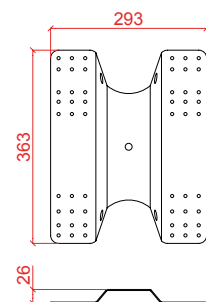

- POLE WITH EYEBOLT**
in stainless steel AISI 304
- LIFTING POINT**
ideal as a fixing point
for ascending beside skylights
- ROOFS WITH TWO SLOPES**
ideal to avoid the pendulum effect
- POLE HEIGHT:**
h 30 and h 50 with a 2 holed plate
- COMPULSORY SHEET METAL**
for h 50 cm to retain the plasticity within
10 mm as per the technical standard
- FIXING**
with 2 threaded rods \varnothing 10 or 12 mm
with structural wood screws
or with counter-plate



PLAM

Code 001439

- ANCHOR POINT PLATES**
in AISI 304 stainless steel
for devices Type A, C* and D
- FIXING**
With B10 kit in aluminium comprising
- CENTRAL HOLE**
of \varnothing 17 mm
for fixing accessories
- WATERPROOFING**
guaranteed waterproofing thanks to
the neoprene sheath glued to the bottom



* Use as a Type C device is allowed only if it acts as a linear intermediate device for Sicurlam lifelines. It cannot be used to build a curve, corner or end device and must be combined with the B20 kit.

Lifelines are not all the same:
attention to small details creates a simple and quality product.

STR

Code 000182

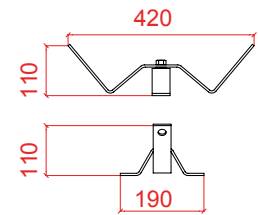
INSTALLATION
to be positioned at the support level of the ridge

MATERIAL
stainless steel AISI 304

ROOFS WITH FOUR SLOPES
ideal to avoid the pendulum effect

FIXING
with 2 threaded rods $\varnothing \leq 12$ mm
with nut and counter nut

FAST MOUNTING
without opening the roof



STC

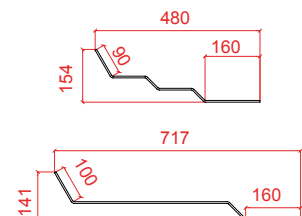

Code 000183 – stc / Code 002525 – stc galvanized / Code 001033 – stc slate

INSTALLATION
to be positioned at the roof tile support level

MATERIAL
stainless steel AISI 304

ROOFS WITH TWO SLOPES
ideal to avoid the pendulum effect

FIXING
with 2 threaded rods $\varnothing \leq 12$ mm
with nut and counter nut



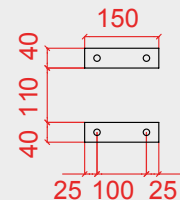
Accessories and new products



Offset STC with rigid plates

- > Product designed to align the anchoring structure with the tile outlet, which is essential when this alignment fails or does not match
- > Made of AISI 304 stainless steel or S235 hot galvanized steel
- > Comprises 2 bolts Ø 12x30 mm with nut and self-locking washer
- > For use only with STC, codes 000183 - 001033 - 002525

Code 000074 Stainless steel / Code 002614 Galvanized



Offset STC cable with 2 threaded rods

- > Double cable fixing system to optimize the positioning of the STC anchor, both as a fixing area and as an exit from the tile
- > The cables allow free positioning within 50 cm from the exit point of the anchor
- > Direct fixing with 2 Ø 12 rods on the structure
- > A qualified technician will need to check the anchorage

Code 004028



Reinforcement plate for STC offset cables

- > To be used only with code 004028
- > Force distribution system for small joists
- > Each plate supports 4 wood screws 6x80
- > A qualified technician will need to check the anchorage

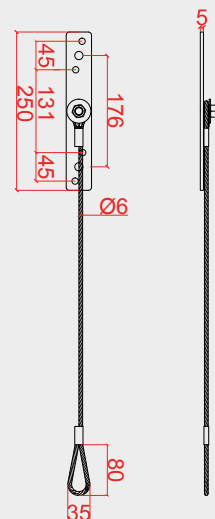
Code 003081

Cable with fixing plate – SCV KIT



- > Cable in stainless steel AISI 304
- > S235 hot-galvanized plate
- > The product optimizes roof installations with tiles in reinforced cement, not requiring a fixed position at the exit of the anchor
- > The fixing system guarantees an excellent seal even on lightweight structures
- > Ideal for fixing on a wooden structure to be checked by the surveyor
- > Fixing with 4 screws 8x80 or 2 threaded rods of Ø 10 or Ø 12 and a bi-component resin
- > The anchorage device is designed to resist up to 10 kN

Code 003740




Cable without plate



- > The product optimizes roof installations with tiles in reinforced cement, not requiring a fixed position at the exit of the anchor
- > Fixing only with Ø 12 rods and bi-component resin on concrete or wooden structures of suitable dimensions, to be checked by the surveyor
- > For use with wooden load-bearing structures or beams in a suitable concrete
- > The anchorage device is designed to resist up to 10 kN
- > The fixing system guarantees an excellent seal even on lightweight structures


Code 003739



We know our products so well because we are the ones to use them.



MOVABLE ANCHORING DEVICES



Movable anchoring devices

Designed to create a safe temporary
anchor point in all working conditions.



GENERAL CHARACTERISTICS

- › Portable anchoring devices to guarantee maximum safety in operations where there is no fixed anchorage.
- › Lightness of the materials;
- › Functionality and speed of use of the product;
- › With proper training on the use of the equipment it is possible to work in perfect safety - even without the presence of fixed anchors;
- › Allowing you to work safely with the positioning of a few anchors;
- › Adaptable for use on walls, doors, windows, sheds, civil and industrial buildings, beams, machinery.



Further information is available about our products on our web site www.sicurpal.it



Door bar



- › Temporary anchor point for mounting on doors
- › May be used by 2 people at the same time.
- › Highly adaptable thanks to the ability to adjust from 60 cm to 125 cm
- › Installable on doors, windows and skylights
- › In aluminium and steel
- › Certificate UNI EN 795 Type B
- › Break load 13 kN

Code 001554

Wall point



- › Temporary anchor point for walls or load bearing slabs
- › May be installed on slabs between 60 mm and 360 mm
- › Lock with 2 handy ring nuts
- › Certificate UNI EN 795 Type B
- › Maximum load 25 kN

Code 001556

Beam anchor



- › Temporary anchoring point for T-shaped metal beams, HEA, IPE.
- › It can be installed on structures with variable bases
- › For use by one person
- › In aluminium and copper
- › Conforms to the UNI EN 795 type B standard

Code 001555 - from 70 to 150 mm / Code 001720 - from 150 to 290 mm

Temporary safety lifeline – Provi Line 20 m



- › Temporary safety lifeline adjustable from 2 to 20 m, certified for 2 people.
- › Complete with 2 carabiners and 2 slings with bag
- › Conforms to the UNI EN 795:2012 type B standard

Code 001207

Removable anchorage A1



- › Removable anchor point with press button release usable by 2 people at the same time
- › In stainless steel
- › Applicable load 10 kN
- › Certificate UNI EN 795 Type B

Code 001588 - eyebolt / Code 001589 - female bar

Water filled dead weight anchor



- › Neoprene fabric
- › Covered in neoprene
- › Weight: empty 8 kg, filled with water 438 kg
- › Dimensions: 145x145x20 cm
- › Certificate UNI EN 795:2012

Code 002719


Dead weight anchor



- › Self-supporting system for protection against falls from above for 1 person
- › For roofs with inclines of 5°
- › Quick installation
- › Removable and reusable
- › To be used 2500 mm from the edge

Code 003084

Anchor straps



- › Anchor straps of various lengths
- › Complies to regulation EN 566: 2017

Code 000780 L 60 / Code 000781 L 80 / Code 000782 L 120 / Code 000783 L 150

Every day we stand
beside the workers
working at height
to protect their most
precious asset: life.






CE
bravo
0,75 t
Tractel

MAISON
100% COTON
100% COTON
100% COTON
100% COTON

SECURAP 3.3
ON/OFF
Setup
F1
F2
Sist
Zero

MOUNTING ACCESSORIES

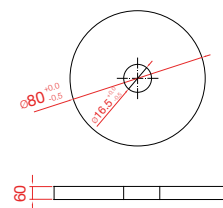




Counter-plate with 1 hole

- › Counter-plate in stainless steel AISI 304 with 1 hole \varnothing 80 thickness 5 mm

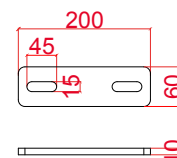
Code 000174



Counter-plate P02

- › Plate total length 200 mm, in hot-galvanized stainless steel
- › 2 Slots for M12 bar
- › Internal minimum spacing 84 mm, external spacing 174 mm

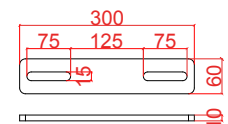
Code 000196 – 200 mm



Counter-plate P03

- › Plate total length 300 mm, in hot-galvanized stainless steel
- › 2 Slots for M12 bar
- › Internal minimum spacing 125 mm, external spacing 275 mm

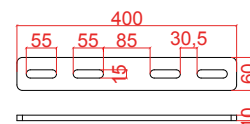
Code 000039 – 300 mm



Counter-plate P04

- › Plate total length 400 mm, in hot-galvanized stainless steel
- › 4 slots for M12 bar
- › Internal minimum spacing 85 mm, external spacing 366 mm

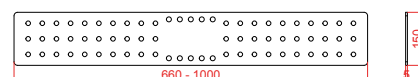
Code 000203 – 400 mm



Plate

- › Distribution plate for load on joists
- › For ST8 and STC Vita installations
- › Hot-galvanized steel

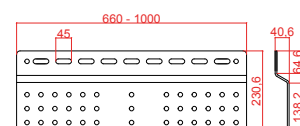
Code 000211 – 66 cm Code 000212 – 100 cm



Pair of plates

- › Pair of plates for distributing loads on joists
- › Hot-galvanized steel

Code 000224 – 66 cm Code 000220 – 100 cm

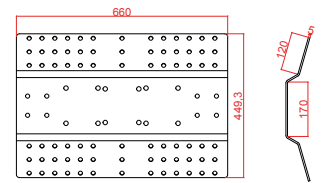




Plate

- > Pair of plates for distributing loads on joists for ridge installations
- > Hot-galvanized steel

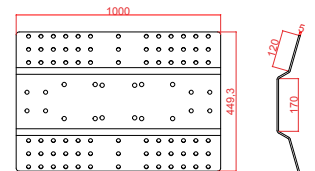
Code 000213 – 66 cm



Plate

- > Plate for distributing loads on joists for ridge installations
- > Hot-galvanized steel

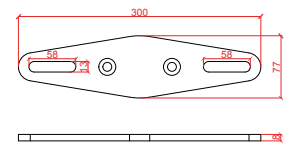
Code 000218 – 100 mm



Pac 1

- > Distribution plate for anchoring FX10, FA10, Infinity and Double Infinity
- > In stainless steel AISI 304, thickness 10 mm
- > Suitable for distributing loads on masonry structures with horizontal fixings
- > Not for use with vertical fittings

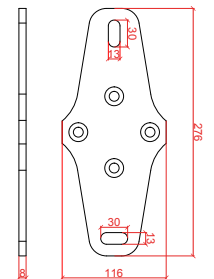
Code 000260



Pac 2

- > Distribution plate for anchoring FX10, FA10, Infinity and Double Infinity
- > In stainless steel AISI 304
- > Suitable for distributing loads on masonry structures with horizontal fixings
- > Not for use with vertical fittings

Code 000238



Wooden wedge

- > Wooden wedge L 40 cm with 4 holes for thermic poles and PZL
- > Needed to recreate a flat surface on a pointed beam
- > For use with PBS, cutting the product to size
- > Supplied in pairs

Code 002137



Clamp for HEA / IPE



- > Modular product consisting of a locking kit and a support plate
- > May also be used on special structures by providing only the locking kit




Tilting galvanized insert




- > Insert to counter-position the anchors without the need to access from below
- > Reusable steel support cable for additional fixings
- > Threaded rod and waterproofing systems not included with the article
- > Solution that may be used for both direct and cantilever fixings on Ø 20 mm structures

Code 002617



We know our products well, because we make them.

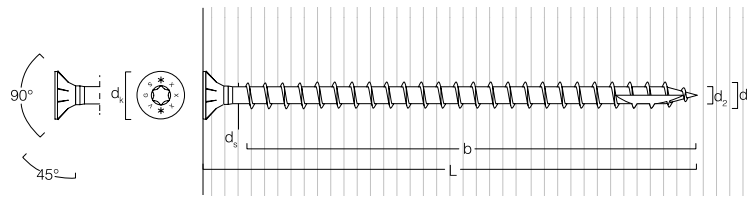


| Code | Kit | Contents | Use |
|-------------|---------|--|--|
| Code 000885 | Kit B1 | 1 x Self-tapping nut Ø 12, 1 x Washer Ø 12x36 | Infinity eyebolt, etc... |
| Code 000886 | Kit B2 | 4 x Self-tapping nut Ø 12, 8 x Washer Ø 12x36, 4 x nut Ø 12 | LVB |
| Code 000887 | Kit B3 | 8 x Self-tapping nut Ø 12, 8 x Washer Ø 12x36 | PG, PB, PZL, Sicurslim, etc. |
| Code 000888 | Kit B4 | 2 x Self-tapping nut Ø 12, 2 x Washer Ø 12x36 | Double Infinity, ST8, PZFS, Counter-plates, BC 10/ BC 20, etc... |
| Code 000889 | Kit B5 | 2 x Self-tapping nut Ø 12, 4 x Washer Ø 12x36, 2 x Nut Ø 12 | STC, STR |
| Code 000890 | Kit B6 | 4 x Self-tapping nut Ø 12, 4 x Washer Ø 12x36 | PZP, PZC, PBS, SZP, etc. |
| Code 000892 | Kit B8 | 4 x Self-tapping nut Ø 16, 4 x Washer Ø 16 | BF, PN, PBC, etc. |
| Code 000893 | Kit B9 | 2 x Self-tapping nut Ø 12, 4 x Washer Ø 12x36, 2 x 12x40 | Distribution plates for loads on joists |
| Code 000894 | Kit B10 | 12 x Long rivets with seals | PLAM, etc... |
| Code 000895 | Kit B11 | 18 x Short rivets with seals Yellow foam | LAM INOX, LAM VERN, etc... |
| Code 000898 | Kit B14 | 1 x Bolt 12x25 1 x Self-tapping nut Ø 12, 1 x Washer Ø 12x36 | PLAM |
| Code 001025 | Kit B15 | 4 x Self-tapping nut Ø 10, 4 x Washer Ø 10 | Distribution plates |
| Code 001610 | Kit B16 | 24 x Long rivets | Sicurlam |
| Code 002035 | Kit B17 | 2 x Self-tapping nut Ø 10, 4 x Washer Ø 10x30, 2 x Nut Ø 10 | STR, STC, LVB, etc. |
| Code 003014 | Kit B18 | 1 x Bolt 16x35 | Sicurgraf |
| Code 003015 | Kit B19 | 1 x Self-tapping nut Ø 12, 1 Bolt 12x35, 1 Washer 12x36, 1 Seal | Sicurgraf |
| Code 000081 | KIT T10 | 1 x Sunken head bolt 1 x Washer 1 x Self-locking bolt | Infinity with distribution, FA10 / FX10 with BC 10 / BC 20 |



Further information is available about our products on our web site www.sicurpal.it

Screw with countersunk head



| Code | Ø (ds) | L (mm) | b | Hex key size (mm) | dk | d2 | Pre-drilled |
|--------|--------|--------|-----|-------------------|------|-----|-------------|
| 000061 | 9 | 160 | 150 | TX 40 | 16 | 5.9 | 5 |
| 000063 | 9 | 200 | 190 | TX 40 | 16 | 5.9 | 5 |
| 000065 | 9 | 280 | 270 | TX 40 | 16 | 5.9 | 5 |
| 000068 | 9 | 320 | 310 | TX 40 | 16 | 5.9 | 5 |
| 000069 | 9 | 360 | 350 | TX 40 | 16 | 5.9 | 5 |
| 000071 | 11 | 100 | 90 | TX 50 | 19.3 | 6.6 | 6* |

* Pre-drilled hole required for screws $\geq \text{Ø } 11 \times 400$ mm. A pre-drilled hole is recommended for a lower load on the beam especially when the distances from the edge are reduced.



Threaded rod

- > Threaded rod 1 m in stainless steel A2-70
- > Treated with an ecological grease.

Code 000275 – 10 m / Code 000014 – 12 m / Code 000278 – 16 m



Threaded rod

- > Threaded rod diam. 12 x 18 cm in stainless steel A2-70
- > Supplied with self-locking bolt and normal washer
- > Rod cut at 45° for best insertion into the resin
- > Length of hook 4 cm

Code 000035



Hooked rod

- > Threaded rod diam. 12 x 18 cm in stainless steel A2-70
- > Supplied with self-locking bolt and normal washer with fold for sinking into reinforced concrete
- > Length of hook 4 cm

Code 000092

We know our products so well, because we are the ones to test them.



Waterproofing



Black washer

- › Washer in rubber, ext. Ø 60 mm, hole 10 mm, thickness 3 mm, for tilting dowels

Code 003088



Black waterproof membrane

- › Black waterproof membrane for the stem of PBS/ST8

Code 002547



Stainless steel gutter

- › Gutter Ø 920 mm with seals and screws

Code 000018



Flashing 40

- › Lead flashing 50x50 cm with Ø 40 hole

Code 000279



Flashing 90

- › Lead flashing 50x50 cm with Ø 90 hole

Code 000017



Flashband h 50

- › Flashband grafite width 5 cm in rolls of 10 m

Code 003087



Bituminous membrane

- › Bituminous membrane 4 mm thickness

Code 001760



Polyurethane foam

- › Hilti foam with reusable nozzle to seal, fill and isolate spaces and cracks

Code 000285



Black polymeric sealant

- › Sealant with elastic properties, resistant to UV and damp

Code 003085



Grey polymeric sealant

- › Single component neutral sealant, fast curing

Code 003086

We know our products well, because we make them.




Tension and safety lifeline installation



Cable tension ratchet

- › Max pull load 150 kg
- › Weight reduced to only 2.5 kg
- › Small size carabiners for insertion inside the tensioning clamp.

Code 000420



Tension clamp

- › Tension clamp for rope
- › Use with ropes of \varnothing 8 mm e \varnothing 10 mm
- › Max payload 300 kg.

Code 000044



Ratchet 1500

- › Product with the lowest weight / pull load ratio on the market
- › Possibility to apply force on both sides of the chain.

Code 001285



Manual load meter

- › Easy to use device for detecting the load applied on the line
- › Load meter from 30 to 1400 kg.

Code 004034



Tension clamp SicurAir

- › Clamp for tensioning the cables, especially ropes for the SicurAir device
- › Use with ropes of \varnothing 8 mm e \varnothing 10 mm
- › Max load 2000 kg.

Code 004035

Fixing and installing devices



Portable vacuum cleaner

- › Portable battery powered vacuum cleaner (M18)
- › Suction and blower function
- › Supplied with adapter for cleaning fixing holes

Code 001597



Hilti Dispenser HDM 500

- › Manual dispenser
- › Quick and easy cartridge insertion
- › Well balanced for greater manoeuvrability
- › Usable for the injection of all Hilti HIT resins

Code 000371



Dispenser

- › Dispenser for 400 ml round cartridges
- › Usable for all resins that use bi-component cartridges

Code 000023



Guides and various equipment



Alurail S drilling template

- › Device necessary to drill the through holes for the joint jaw
- › In tempered stainless steel


Code 001673



Alurail L drilling template

- › Device necessary to create the holes for the junction jaw.
- › In stainless steel
- › Supplied with 2 drill bits \varnothing 10.25

Code 003994



Template 300x300

- › Template for drilling plates and poles 300 x 300 with slots.
- › Stainless steel sheet metal AISI 304 2 mm thick

Code 003975



Template 180x180

- › Template for drilling plates and poles 180 x 180 with slots.
- › Stainless steel sheet metal AISI 304 2 mm thick

Code 003977



Template 400x160

- › Template for drilling plates and poles 400 x 160 with 8 holes.
- › Stainless steel sheet metal AISI 304 2 mm thick

Code 003976

Kit A



Contents:

- > Kit containing measuring and acquisition instruments to carry out cable verification tests
- > Software designed by Sicurpal Computer Technicians to prevent editing the test reports
- > Guarantee of traceability and quality of the report
- > Guaranteed calibration even with a replacement smartphone
- > Load cells compatible with version 1.0

Code 001723

Focus kit



Connecting lead

Modem connection lead – strain gauge

Code 004029



Portable modem

Electronic device to transfer analogue signal to the app

Code 004029



TPN Rod

TPN Rod with eyebolt 24 cm

Code 003254



Spiral lock

For loading applications to the TPN bar

Code 003253



Strain-gauge A

Extractable strain-gauge


Code 004031



Strain-gauge B

Traction strain-gauge

Code 004032



Ratchet 1500

Load application on both sides of the chain

Code 001285



USB Cable

USB Cable 1.5 m long

Code 004033



Backpack

Backpack for tests



Test kit app

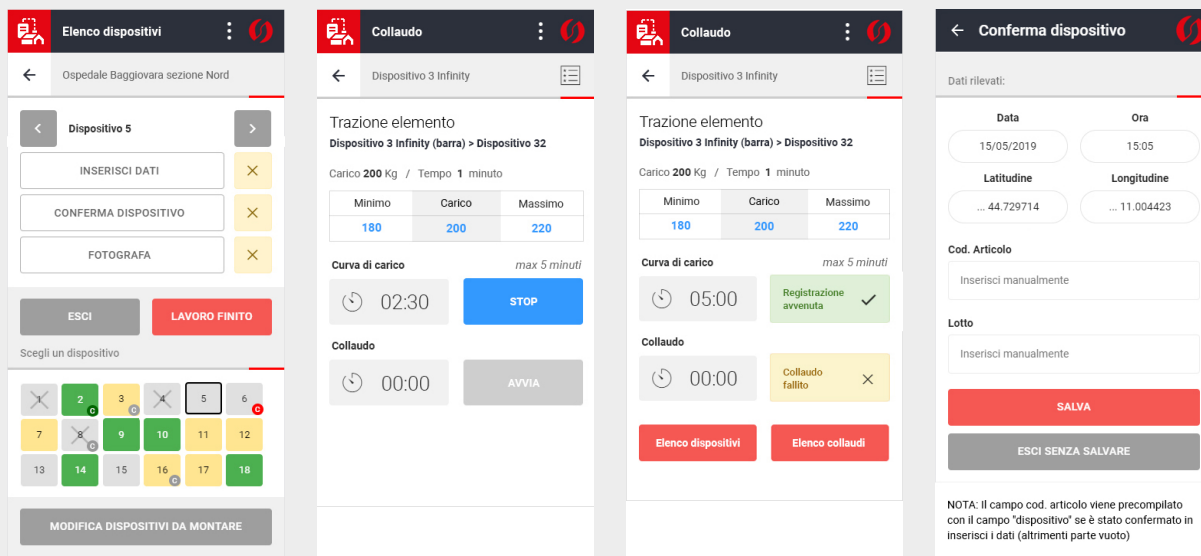
Test kit app – downloadable from Play-Store or AppleStore



QR Code

Scanner to download test APPs



Test kit app



Easy and quick to use, to manage inspections in the best way

- › App is free and constantly updated
- › Data is saved to the cloud
- › Unique tool for managing device tests, photos and information
- › History management
- › Automatic creation of reports and documentation on customizable letterhead.

SAMPLE CORRECT REPORT ASSEMBLY AND INSPECTION




Carry cases for testing



- › Equipment for assembling and disassembling Sicurpal devices
- › Load application tools
- › Consumables to restore waterproofing for the devices.
- › Steel partition for long-lasting use.

Code 001647



Carry case C




- › Watertight carry case with customizable dividers and pressure valve for use at different heights.
- › Bolt kit for fixings
- › Replacement parts for defective components

Code 000661



KIT D – QUADPOD

Code 000662



Mould for the crimper

> Pair of moulds for crimper

Code 002174



Quadpod in aluminium

> Aluminium quadpod stabiliser for testing

Code 001213

CRIMPER

Code 001498

M SHAPED ROTATING HEAD

For a uniform and precise pressing

INTERCHANGEABLE MATRICES

with wear indicator and built-in marking system

SUPPORT MATRIX

removable, with double release system for maximum safety

SUPPORT RINGS

of the crimping tool with shoulder strap included

INTEGRATED SOFTWARE

To download the customer reports on all the crimping carried out

USB PORT

to see the maintenance schedule of the equipment with all details of use

CRIMPING PROGRAMS

7 crimping programs are available for best use of the battery

LED

for quick and easy identification of the state of the machine and for approval on the crimp carried out.

BUTTON TO OPEN MANUALLY

Useful for checks or to replace batteries

BATTERY

Lithium 18 v - 3 Ah with Milwaukee connector



Mould for the crimper

> Pair of moulds for crimper

Code 002174

MANUAL HYDRAULIC CRIMPERS

Code 001499



Mould for the crimper

> Pair of moulds for crimper

Code 002174



Crimper in carrying case


> The hydraulic crimper is supplied in a carry case with a pair of moulds

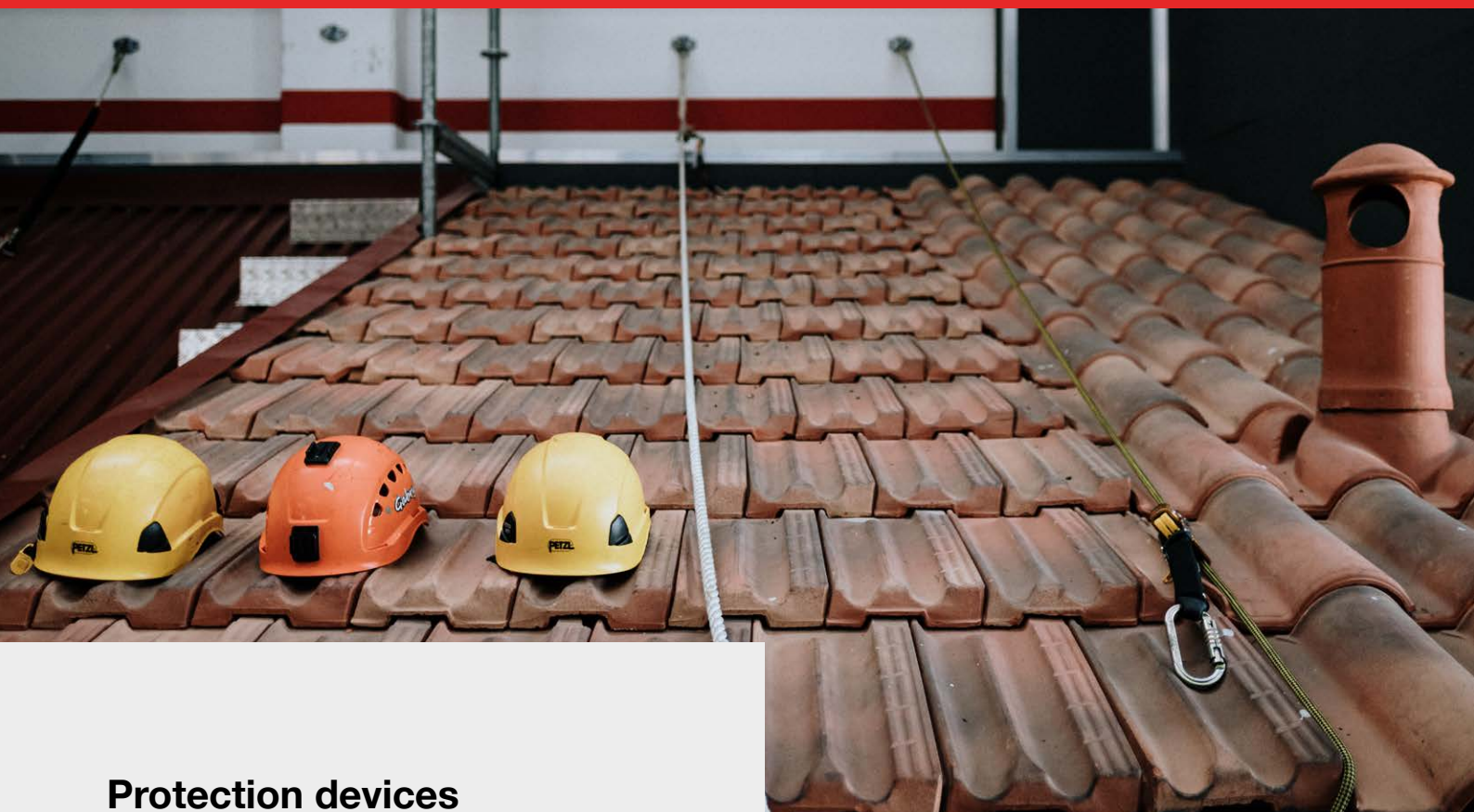
We know our products
so well, because we
use them.





PPE





Protection devices individual


Sicurpal has a wide range of fall protection devices (Category III PPE) designed to offer reliable solutions in the sectors in which we operate (construction, chemical industry, processing industry, mechanical industry).

Our expert consultant technicians are available to advise on the most suitable product for the customer's needs, our products may be tested or supplied for trial periods to avoid buying the wrong product.

To offer the best possible proposal, various manufacturers have been selected to cover all price ranges and quality.

The most common products are available from stock; for others, delivery is usually made in 72 h.


Main brands:



Certifications


- > UNI EN 341:2011 – Descent devices
- > UNI EN 353-1:2018 – Vertical lines with rigid cable
- > UNI EN 353-2:2003 – Vertical lines with flexible cable
- > UNI EN 354:2010 – Lanyards
- > UNI EN 355:2003 – Absorbers
- > UNI EN 358:2019 – Positioning belts
- > UNI EN 360:2003 – Reels
- > UNI EN 361:2003 – Harnesses
- > UNI EN 362:2005 – Connectors (carabiners)
- > UNI EN 363:2019 – Stop systems
- > UNI EN 365:2005 – Marking / labelling





Harnesses

- › Sternal or dorsal anchors
- › Rings on the lumbar belt to work in positioning and restraint and in a variety of work environments
- › Different sizes and models
- › Compliant with current regulations



Carabiners

- › Carabiners of various types to cater to the needs of our clients
- › Available in stainless steel, aluminium, in medium or large sizes
- › Compliant with current regulations




Fixed lanyards

- › Retaining lanyards made of semi-static rope and bound ends
- › Compatible with energy absorbers and carabiners
- › Comforms to EN 354:2010



Adjustable lanyards

- › Adjustable lanyards for positioning
- › Various types of descenders available
- › Comforms to EN 358:2019




Anti-fall lanyards

- › Pull-down extractable safety lanyards with energy absorber
- › Supplied complete with 1.5 and 2 m carabiners
- › Comforms to EN 355:2003



Reels

- › Retractable reels in galvanized steel cable, stainless steel or nylon webbing
- › Measurements from 2 to 30 m
- › Comforms to EN 360:2003 and ATEX certified



Guided fall arrest

- › Anti-fall device with lever and rotary locking devices
- › Models available with energy absorbers



Descenders

- › Self-braking descenders
- › Different types for different customer requirements



Handles and blockers

- › Left and right handles
- › Chest ascender
- › Foot blockers



Crash helmets

- › Comfortable helmets for work at height and rescue
- › Comforms to EN 397:2013 and EN 12492:2012




Lights

- › ATEX certification
- › Complete range of lamps that can be used for both professional and sports use



Ropes

- › Ropes available in various materials and lengths to meet most varied safety requirements
- › Static, semi-static and dynamic ropes



Anneaux straps

- › Anchor straps of various lengths, from L 60 to L 150
- › Conforms to 566:2007
- › Different colours for easy id.
- › Available anchors in steel or anti-cut rope



Bags and accessories

- › High resistance bag, available in various sizes and storage capacity
- › In PVC
- › Body and bottom assembly completely welded for greater strength



Descenders for recovery

- › Self-braking or strapping descenders
- › Designed for recovery in various types of workplaces




Pulleys

- › High performance sliding pulleys
- › Micro pulleys also available
- › Lock may be integrated into the pulley



Various accessories

- › Products suitable for protecting a rope from rubbing zones in flexible PVC or in steel mesh



Block materials

- › Full range of cables for attachment to the body of the tools
- › Non-elastic cables with hooks on the wrist and harness
- › Mini reels with nylon and steel cable for harness hooking




Rescue equipment

- › Kit for emergency descent of workers
- › Kit for rescue and recovery of people who have fallen below
- › Stretchers and harnesses for animals and people without harnesses



Work clothes for working at height operators

- › Range of technical trousers, jackets and down jackets designed for those who work at height
- › Range of sweaters and sweatshirts designed for those working at height with harnesses on



PPE review

Sicurpal has in-house staff trained for the testing of anti-fall devices (PPE). As required by current legislation, before each use the operator must carry out a visual inspection of the fabric and metal parts, to assess any wear or oxidation.

The devices must then be periodically checked by trained personnel, in order to guarantee the safety for the user and a longer lifespan of the device itself.

In particular, professional verification is recommended in case of intensive use of PPE and/or in corrosive environment conditions (3-6 months), always in the event of a fall, and in general after 12 months of normal use.

Sicurpal staff will carry out checks on the general status of the PPE, then check the status of each individual component and the operation of the device as a whole; at the end, a completed inspection check list will be provided filled out in its entirety with the usage notes.

Legislation

- > Directive 89/686/CEE
- > EN 365:2004

Services

- > Visual inspections
- > Functionality test
- > PPE cleaning
- > Digitization of inspection reports
- > Periodic inspections with appropriate technical equipment



Type A anchoring device (UNI EN 795:2012, UNI 11578:2015), with indication of the maximum number of users enabled by standard for simultaneous use of the device.



Removable type B anchoring device (UNI EN 795:2012, UNI 11578:2015), with indication of the maximum number of users enabled by standard for simultaneous use of the device.



Flexible type C anchoring device (lifeline) (UNI EN 795:2012, CEN / TS 16415:2013, UNI 11578:2015), with indication of the maximum number of users enabled by standard for simultaneous use of the device.



Rigid type D anchoring device (binary) (UNI EN 795:2012, CEN / TS 16415:2013, UNI 11578:2015) with indication of the maximum number of users enabled by standard for simultaneous use of the device.



Type E anchoring device (dead weight) (UNI EN 795:2012, CEN / TS 16415:2013, UNI 11578:2015), with indication of the maximum number of users enabled by standard for simultaneous use of the device.



Made in Italy



Guarantee: Product warranty coverage over years.



AISI 304 stainless steel: Product made of stainless steel



AISI 316 stainless steel: Product made of stainless steel



Zn: Product made of S235 hot-dip galvanizing with anti-corrosion treatment on the material (UNI EN ISO 14713-1:2017),



Al: Product made of aluminium.



QR Code: additional content available by capturing the QR symbol on your smartphone device.



NFC: Technology with which our devices are equipped.



CE: products comply with the regulations in force within the European Community where applicable.



Search for excellence,
constant development,
consolidated experience:
all of this is Sicurpal.

We know our products so well, because we use them too.





For more than twenty
years we have been
protecting the safety of
workers at height.

Every day we stand
beside the workers
working at height to
protect their most
precious asset:
life.

